



内分泌科甲状腺和乳腺疾病的 外科治疗ppt课件

汇报人:xxx

20xx-03-14



目录

CONTENCT

- 引言
- 甲状腺疾病外科治疗
- 乳腺疾病外科治疗
- 内分泌科甲状腺和乳腺疾病外科治疗新技术
- 内分泌科甲状腺和乳腺疾病外科治疗挑zhan与展望



01

引言



目的和背景



目的

介绍内分泌科甲状腺和乳腺疾病的外科治疗方法，提高医护人员对此类疾病的认识和诊疗水平。

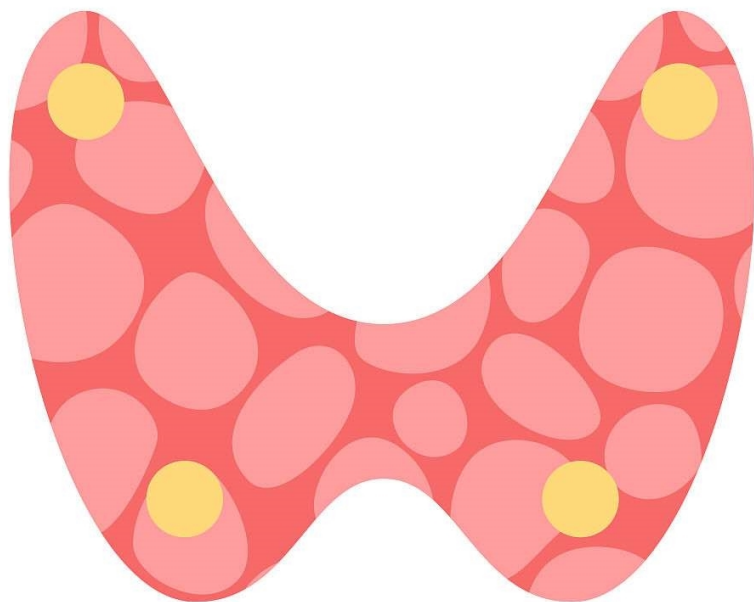
背景

甲状腺和乳腺疾病是内分泌科常见疾病，外科治疗在疾病治疗中占有重要地位。随着医学技术的不断发展，外科治疗方法也在不断更新和完善。



甲状腺和乳腺疾病概述

Parathyroid glands



甲状腺疾病

包括甲状腺功能亢进、甲状腺功能减退、甲状腺炎、甲状腺结节和甲状腺癌等。这些疾病可能导致患者代谢异常、颈部肿块、疼痛等症状。

乳腺疾病

包括乳腺增生、乳腺炎、乳腺囊肿、乳腺纤维瘤和乳腺癌等。这些疾病可能导致患者乳房疼痛、肿块、乳头溢液等症状。乳腺疾病在女性中发病率较高，对女性健康造成严重影响。

以下附赠各项管理制度英文版（不需要可删）

急救药品、器材管理制度：

1. Rescue drugs and equipment should be "five fixed" (fixed quantity and variety, designated placement, designated person storage, regular disinfection and sterilization, regular inspection and maintenance) and "two timely" (timely inspection and maintenance, timely receipt and supplementation). The item is clearly marked and cannot be used arbitrarily.

2. The necessary rescue equipment is complete, in good performance, and in standby condition.

3. The rescue drugs are complete, with clear drug labels and no discoloration, deterioration, expiration, or damage. They should be placed and used in the order of drug expiration dates (from right to left).

4. Emergency drugs and items for each department's rescue vehicle shall be uniformly equipped according to requirements. Specialized emergency drugs and items must be reviewed and approved by the department director to determine the type, quantity, specifications, and dosage to be equipped. Rescue vehicles must be placed in designated locations and managed by designated personnel to ensure safety and ease of use.

5. After using rescue drugs and equipment, they should be fully replenished within 24 hours. If they cannot be replenished due to special reasons, they should be noted on the handover registration form and reported to the head nurse for coordination and resolution to ensure timely use during patient rescue.

6. There is a registration book for the provision of drugs and equipment. Ensure consistency between accounts and materials, and handover between shifts.

7. Management of sealed rescue vehicles: Before sealing, the head nurse (or nurse in charge) and another nurse shall count the drugs and equipment according to the registration book of drug and equipment, verify their accuracy, and seal them with a seal. Two people shall sign and fill in the sealing time. Nurses check the condition of the seals once per shift and complete the handover. The responsible nurses check once a week, and the head nurse and responsible nurses open the seals and inspect the drugs and equipment in the ambulance once a month, with records kept.

8. Non sealed rescue vehicle management: Each shift shall count the drugs and equipment according to the registration book and complete the handover. The responsible nurse shall inspect once a week, and the head nurse shall inspect once every two weeks and keep records, ensuring that the accounts match the materials.

护理文书书写制度：

1. Nursing staff strictly follow the latest requirements when writing nursing medical records.
2. The content of nursing records should be objective, truthful, accurate, timely, complete, and standardized.
3. All nursing documents should be written with a blue black or carbon ink pen.
4. All nursing documents should be written in Arabic numerals for date and time, with dates in years, months, and days, using a 24-hour system, specific to minutes. 5. Writing should use Chinese, medical terminology, and commonly used foreign language abbreviations; Complete record items; The text is neat, the handwriting is clear, and the layout is clean; Accurate expression, fluent sentences, simple and concise: correct format and punctuation, no typos.
6. When errors occur during the writing process, double line them on the wrong words, keep the original record clear and distinguishable, sign the modifier, indicate the modification time, continue to write the correct content, and do not use scraping, sticking, painting or other methods to cover up or remove the original handwriting. Each page should be modified no more than two times, otherwise the original recorder will promptly copy again (except for modifications made by superiors).
7. Nursing records written by intern nurses, probationary nurses, or unregistered nurses should be reviewed and signed by nurses with legal professional qualifications in this medical institution.
8. Further training nurses can only write nursing documents after being recognized by the medical institution receiving the training for their work ability.
9. Superior nursing staff have the responsibility to review and modify the written records of subordinate nursing staff. When making modifications, red double lines should be used to mark errors, write the modified content, sign and indicate the modification time.
10. Temperature records, medical orders, patient care records, and surgical inventory records should be archived on time.



02

甲状腺疾病外科治疗




甲状腺结节手术治疗



01

手术适应症

结节较大、有压迫症状、影响美观或怀疑恶性等



02

手术方式

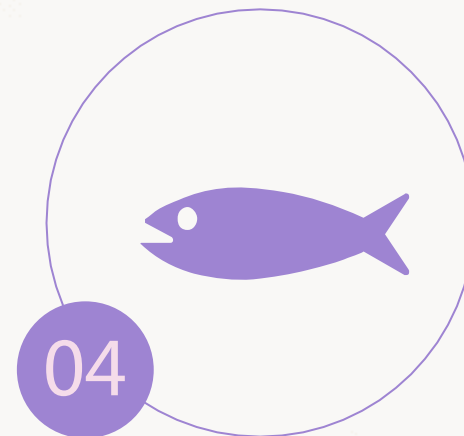
甲状腺全切或近全切、甲状腺叶切、微波消融术等



03

术后并发症

喉返神经损伤、甲状旁腺功能减退、出血、感染等



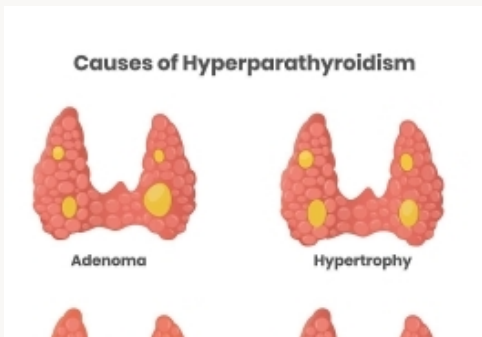
04

术后注意事项

定期随访、监测甲状腺功能、遵医嘱服药等

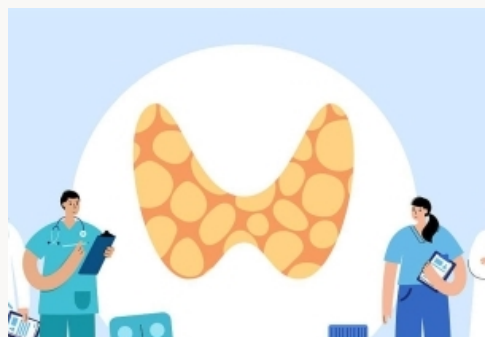


甲状腺癌手术治疗



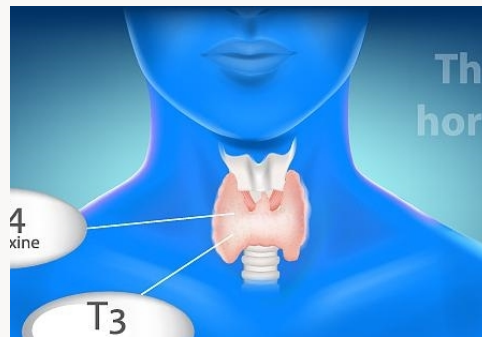
手术适应症

确诊甲状腺癌且无手术禁忌症



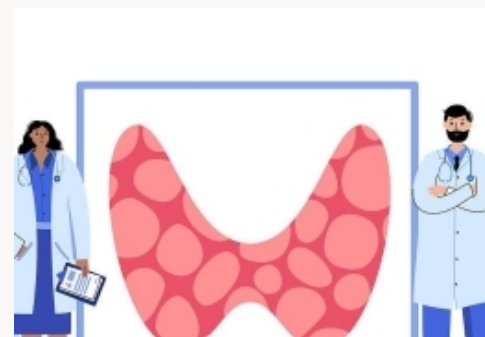
手术方式

甲状腺全切或次全切、颈部淋巴结清扫术等



术后并发症

喉返神经损伤、甲状旁腺功能减退、出血、感染等，还有可能出现转移和复发

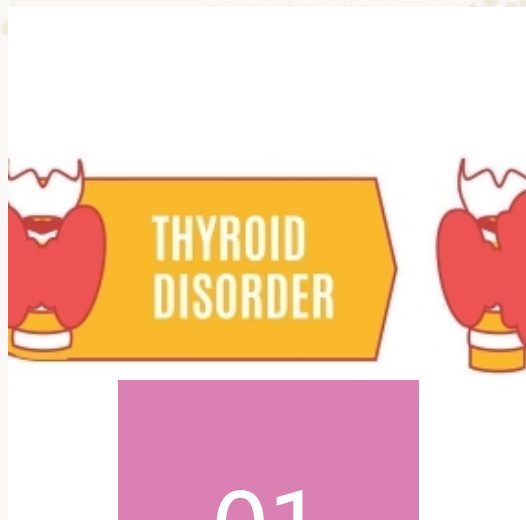


术后注意事项

定期随访、监测甲状腺功能 and 肿瘤标志物、进行放射性碘治疗等



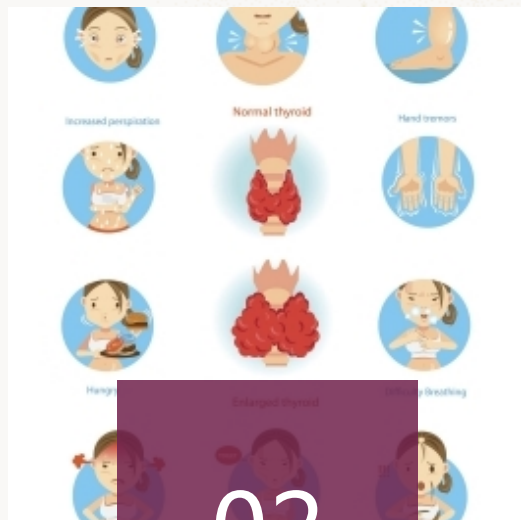
甲状腺功能亢进手术治疗



01

手术适应症

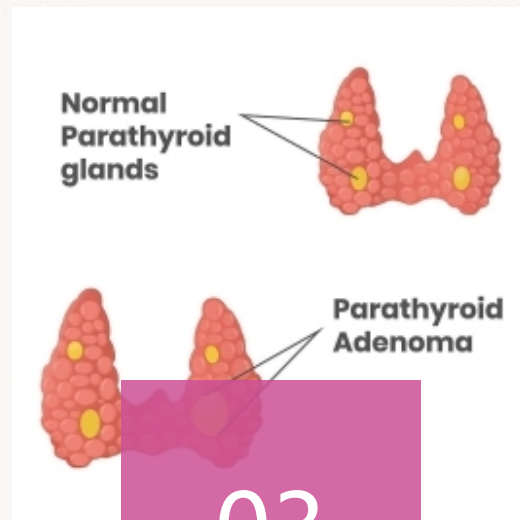
中重度甲亢、长期药物治疗无效或复发、有压迫症状等



02

手术方式

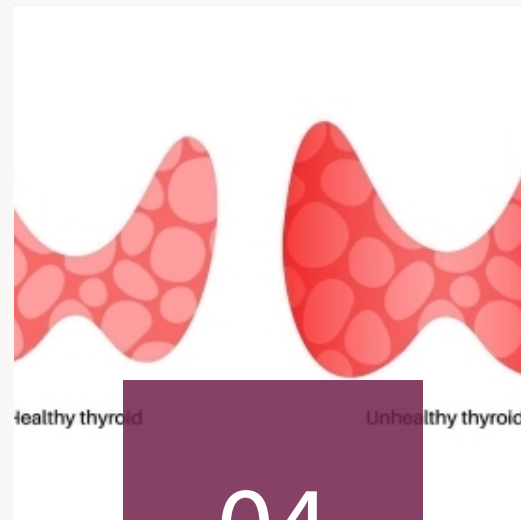
甲状腺大部切除术等



03

术后并发症

喉返神经损伤、甲状旁腺功能减退、出血、感染、甲减等



04

术后注意事项

定期随访、监测甲状腺功能、遵医嘱服药、注意饮食和休息等



03

乳腺疾病外科治疗

以上内容仅为本文档的试下载部分，为可阅读页数的一半内容。如要下载或阅读全文，请访问：
<https://d.book118.com/115311200004011241>