

温馨提示：以下内容均为外文报告原文，请外语不好的同学谨慎打开。

消费电子，智能硬件，工业，农业，自动化，机器人，服务，教育……

INDUSTRIES & MARKETS

Computer hardware in China

Table of Contents

01 Overview

IT devices total spending worldwide 2012-2024	
Computer hardware market revenue worldwide 2019-2029, by segment	
Revenue in the PCs segment of the devices market China 2018-2028	

02 Computer equipment

Monthly production of finished computers in China 2020-2024	
Shipment volume of personal computers in China 2018-2023	
Breakdown of personal computer shipments in China 2023, by type	
Forecasted sales value of AI personal computers in China 2023-2027	
Production of notebook computers in China 2012-2022	
Market share of personal computers in China 2023, by brand	

03 Servers

Size of the server market in China 2019-2024	
Revenue in the Data Center market China 2018-2029	
Market share of server producers in China 2022	
Shipment volume of servers in China 2017-2024	

04 Memory

Market size of the memory chip industry in China 2018-2024	
--	--

	Breakdown of the memory market in China 2021, by type	20
<u>03</u>	Breakdown of DRAM applications in China 2022, by type	21
<u>04</u>	Quarterly revenue of leading memory companies in China 2023	22

05 Processors

	Market size of GPUs in China 2020-2024	24
<u>07</u>	Market size of CPUs in China 2019-2024	25
<u>08</u>	Breakdown of the CPU market in China 2023, by type	26
<u>09</u>	Market size of AI chips in China 2019-2024	27
<u>10</u>	Share of AI chips in China 2023, by type	28

06 Trade

	Export value of laptops in China 2015-2024	30
	Import value of laptops in China 2015-2024	31
<u>14</u>	Import value of central processing units in China 2015-2024, by type	32
<u>15</u>	Export value of central processing units in China 2015-2024, by type	33

16
17

19

CHAPTER 01

Overview

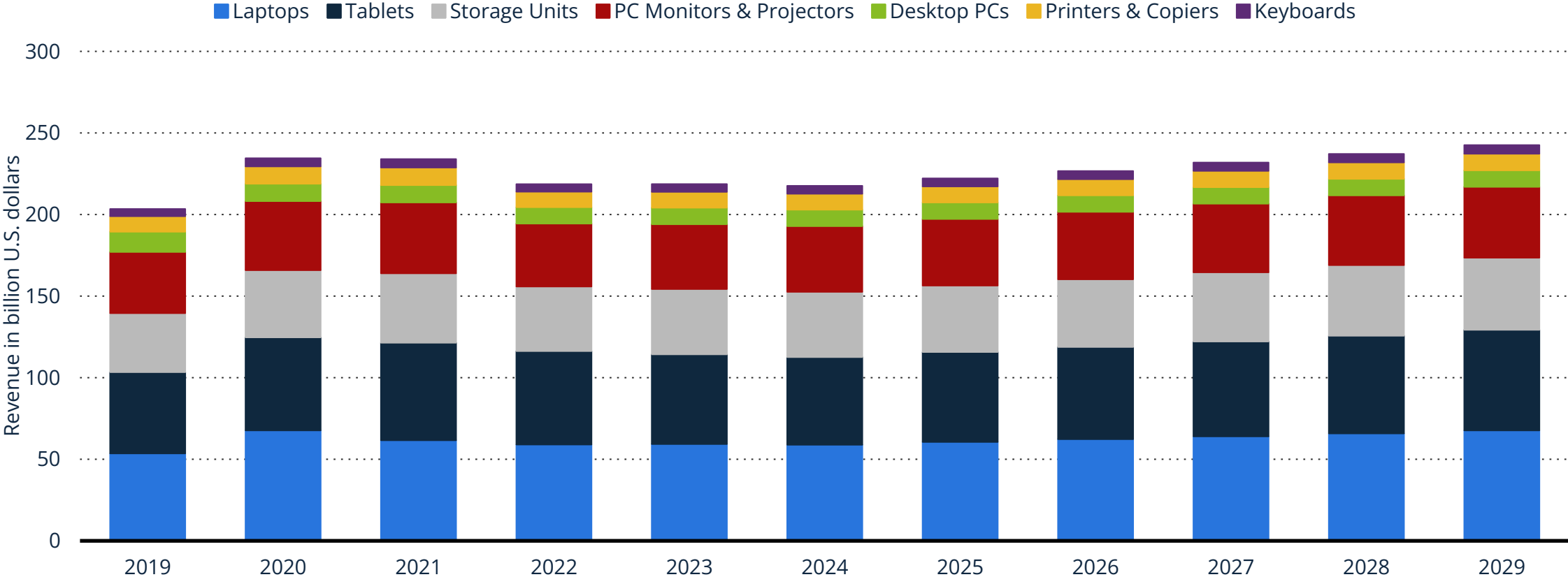
Global spending on devices (PCs, tablets, mobile phones, and printers) from 2012 to 2024 (in billion U.S. dollars)

IT devices total spending worldwide 2012-2024



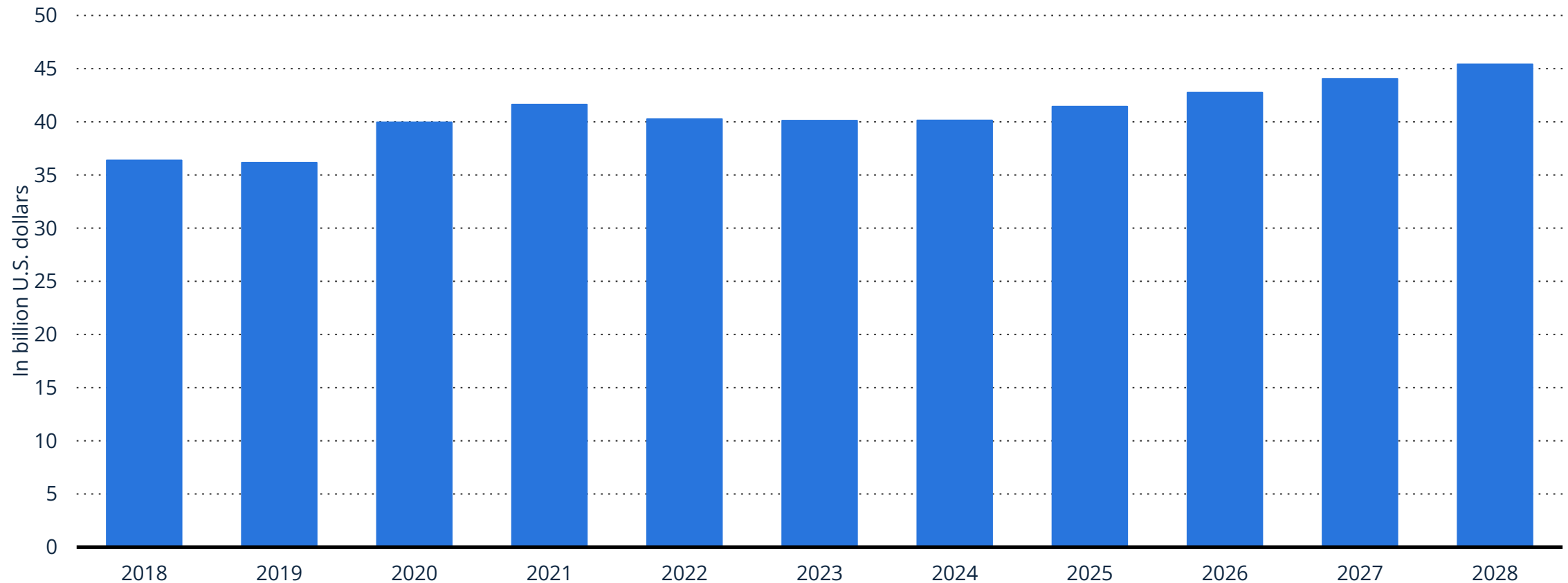
Computer hardware market revenue in worldwide from 2019 to 2029, by segment (in billion U.S. dollars)

Computer hardware market revenue worldwide 2019-2029, by segment



Revenue in the PCs segment of the devices market China from 2018 to 2028 (in billion U.S. dollars)

Revenue in the PCs segment of the devices market China 2018-2028



CHAPTER 02

Computer equipment


Monthly production of finished computers in China from July 2020 to July 2024 (in million units)

Monthly production of finished computers in China 2020-2024




Shipment volume of personal computers in China from 2018 to 2023 (in million units)

Shipment volume of personal computers in China 2018-2023




Breakdown of personal computer shipments in China in 2023, by type

Breakdown of personal computer shipments in China 2023, by type



Sales value of artificial intelligence PCs in China in 2023 with an estimate from 2024 to 2027 (in billion yuan)

Forecasted sales value of AI personal computers in China 2023-2027




Number of notebook computers produced in China between 2012 and 2022 (in millions)

Production of notebook computers in China 2012-2022



Market share of personal computers in China in 2023, by brand

Market share of personal computers in China 2023, by brand



CHAPTER 03

Servers

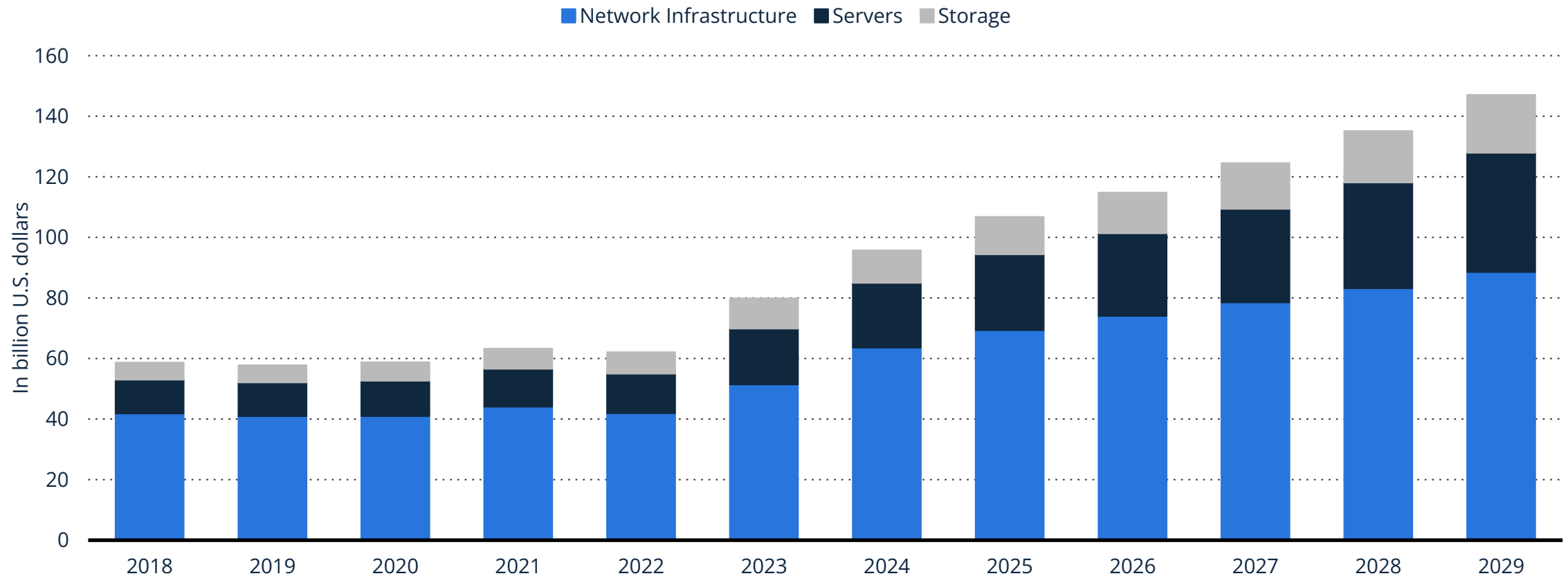
Size of the server market in China from 2019 to 2023 with an estimate for 2024 (in billion yuan)

Size of the server market in China 2019-2024



Revenue in the Data Center market for different segments China from 2018 to 2029 (in billion U.S. dollars)


Revenue in the Data Center market China 2018-2029



Breakdown of China's server market based on shipment volume in 2022, by manufacturer

Market share of server producers in China 2022

Market share



以上内容仅为本文档的试下载部分，为可阅读页数的一半内容。如要下载或阅读全文，请访问：<https://d.book118.com/157110065154010003>