



关爱生命 远离烧烫伤

烧烫伤后的紧急处理



目录

烧伤烫伤的概念
01

烧烫伤严重程度的分类
02

常见的受伤原因
03

常见的错误处理方法
04

烧烫伤急救常识
05

烧烫伤预防小贴士
06

The background features a blurred image of a doctor in a white coat with a stethoscope. Overlaid on this are several semi-transparent blue hexagonal icons: a heart, a person, a first aid kit, a flame, a clipboard, a cross, and the word 'MEDICAL'.

01 烧伤烫伤的概念



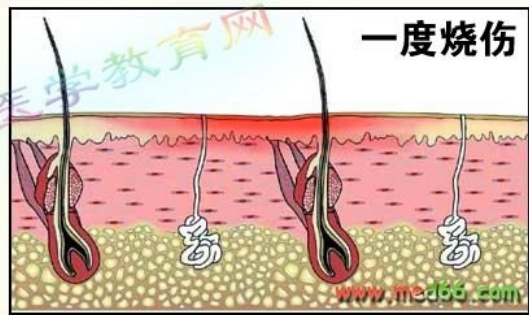
烧伤烫伤的概念：

烧伤亦称灼伤、烫伤，是由热水、蒸汽、火焰、强酸、强碱、电流、放射线等原因所致的皮肤等组织的损伤，火焰所致的损伤为烧伤

The background features a light blue gradient with a pattern of hexagonal icons. The icons include a heart, a medical cross, a clipboard with the word 'MEDICAL' above it, a person silhouette, a flame, and a first aid kit. A white stethoscope is visible at the top and bottom edges of the frame.

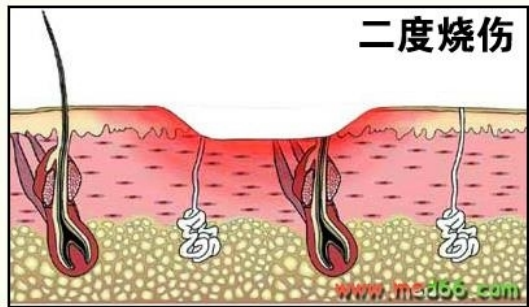
02 烧烫伤严重程度的分类

烧烫伤严重程度的分类



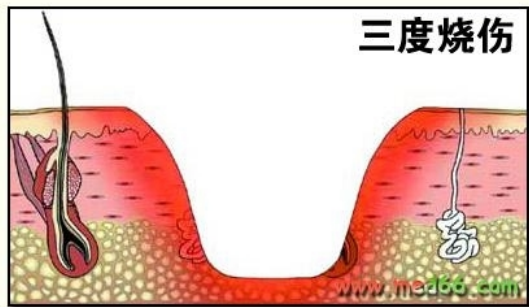
1

一度烫伤：紧伤及表皮浅层。皮肤红斑，轻度红肿，干燥无水疱，有疼痛和烧灼感。



2

二度烫伤：有大小不一的水疱形成，基底红润有剧痛水疱破裂后渗出较多。



3

三度烫伤：皮肤焦黄血管呈树枝样改变，无水疱及痛感。

The background features a light blue gradient with a pattern of hexagonal icons. The icons include a heart, a cross, a person, a flame, a first aid kit, and a clipboard with the word 'MEDICAL' written above it. A stethoscope is visible at the top of the frame.

03 常见的受伤原因

常见的受伤原因

一般热力烧伤：多见于日常生活和意外事故



热液体（热水、热粥、热汤、热饲料等）、热灰、蒸汽、高温金属（固体、液体）、热压、火焰等引起的灼伤。

常见的受伤原因

化学烧伤：


多见于由化学物质（酸、碱、磷等）引起的意外事故。



常见的受伤原因

电烧伤：

多因违反操作规程或缺乏用电知识而发生的意外事故




The background features a blurred image of a doctor's face and hands. Overlaid on this are several semi-transparent icons within hexagonal shapes: a heart, a cross, a clipboard with the word 'MEDICAL' above it, a person silhouette, a flame, and a first aid kit. A solid blue horizontal band is positioned across the middle of the image.

04 常见的错误处理方法

常见错误的处理方法

不要在伤口上涂抹有色药水、盐、酱油、牙膏、醋、苏打水，因为医生无法通过涂抹有色药水准确判断烧伤程度。使用其他物品可能会导致感染或加深烧伤。




The background features a light blue gradient with a pattern of hexagonal icons. The icons include a heart, a medical bag, a person, a flame, a clipboard, a cross, and a stethoscope. The word 'MEDICAL' is also visible in the background.

05 烧烫伤急救常识

烫伤后如何处理

燒燙傷急救五步驟



以上内容仅为本文档的试下载部分，为可阅读页数的一半内容。如要下载或阅读全文，请访问：<https://d.book118.com/237004050003006105>