

互联网+电商创业推广手册

框架完整·扁平化呈现·绝对超值·绝对专业

ADD YOUR NAME



PART ONE

PROJECT PROFILE



PART TWO

ABOUT US



PART THREE

ADVANTAGE



PART FOUR

COOPERATION



1

PART ONE

PROJECT PROFILE

ADD YOU TITLE



ADD TITLE

add your words here , according to your need to draw the text box size



ADD TITLE

add your words here , according to your need to draw the text box size



ADD TITLE

add your words here , according to your need to draw the text box size



ADD YOU TITLE



Add your words here , according to your need to draw the text box size. Please read the instructions and more work at the end of the manual template.

Add your words here , according to your need to draw the text box size. Please read the instructions and more work at the end of the manual template.



ADD YOU TITLE

Business Presentations All ready

Add your words here , according to your need to draw the text box size. Please read the instructions and more work at the end of the manual template.





ADD YOU TITLE

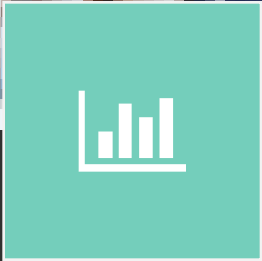




ADD TITLE

Add your words here , according to your need to draw the text box size. Please read the instructions and more work at the end of the manual template.



ADD YOUR TITLE



Add your words here , according to your need to draw the text box size. Please read the instructions and more work at the end of the manual template.




2

PART TWO
ABOUT US



ADD YOUR TITLE

Add your words here , according to your need to draw the text box size. Please read the instructions and more work at the end of the manual template.



ADD YOU TITLE



ADD TITLE
add your words here



ADD TITLE
add your words here



ADD TITLE
add your words here

Add your words here ,
according to your need to
draw the text box size. Please
read the instructions and more
work at the end of the manual
template.

ADD YOU TITLE

ADD TITLE

according to your need to draw
the text box size



ADD TITLE

according to your need to draw
the text box size

ADD TITLE

according to your need to draw
the text box size



ADD TITLE

according to your need to draw
the text box size



ADD YOU TITLE





3

PART THREE
ADVANTAGE



ADD YOUR TITLE



2014

2013

Business Presentations All ready

Add your words here , according to your need to draw the text box size. Please read the instructions and more work at the end of the manual template.

ADD YOU TITLE

ADD TITLE

according to your need to draw the text box size



ADD TITLE

according to your need to draw the text box size




ADD TITLE

according to your need to draw the text box size



ADD TITLE

according to your need to draw the text box size





ADD YOU TITLE



ADD TITLE

according to your need to draw the text box size.



ADD TITLE

according to your need to draw the text box size.



ADD TITLE

according to your need to draw the text box size.



ADD TITLE

according to your need to draw the text box size.



ADD YOU TITLE

ADD TITLE

according to your need to draw the text box size.

ADD TITLE

according to your need to draw the text box size.

ADD TITLE

according to your need to draw the text box size.

ADD TITLE

according to your need to draw the text box size.

ADD TITLE

according to your need to draw the text box size.



4



PART FOUR
COOPERATION

以上内容仅为本文档的试下载部分，为可阅读页数的一半内容。如要下载或阅读全文，请访问：
<https://d.book118.com/255200034334012011>