

INDUSTRIES & MARKETS

# Commercial real estate in France

# Table of Contents

## 01 Overview

Commercial real estate market size in France 2018-2023	
Value of investment in commercial real estate in France 2005-2023	
Commercial rent index in France 2015-2023, per quarter	
France: commercial construction starts 2000-2023, by type and floor space	
Number of EPCs by type for commercial energy in France 2021-2024	
Average energy consumption of different property types in France 2023	

## 02 Investment market

Value of commercial real estate investment in France 2023, by property type	
Listed real estate market cap France 2019-2024, per quarter	
Market cap of the REITs market in France 2019-2023, per quarter	
KPIs of the largest real estate investment trusts (REITs) in France 2024	
Value of investment in office real estate in France 2017-2023	
Value of investment in warehouses in France 2017-2023	
Volume of investment in retail real estate France 2016-2023, per quarter	
Annual real estate capital value growth in France in 2024, by property type	

## 03 Office real estate

Prime office rental rate per square meter France 2022, by region	
Take-up of office estate real properties in Ile-de France markets 2020-2024	

	Share of vacant office real estate in different Ile-de France markets 2024	22
<u>04</u>	Office real estate immediate supply in leading markets in Ile-de-France 2024	23
<u>05</u>	Initial prime yields of offices in Paris, France 2017-2023, by district	24
<u>06</u>	Prime yield for office real estate France 2017-2023, by region	25

## 07 04 Industrial and logistics real estate

<u>08</u>	Annual prime rental costs for large warehouses in France 2014-2023	27
<u>09</u>	Regional take-up of warehouses in France 2023	28
	Vacancy rate of industrial and logistics real estate in France 2024, by market	29
<u>11</u>	Initial prime yields of industrial real estate in France 2017-2024, per quarter	30
<u>12</u>	Initial prime yields of logistic real estate in France 2019-2024, per quarter	31

## 13 05 Retail real estate

<u>14</u>	Volume of investment in different types of retail real estate in France 2016-2023	33
<u>15</u>	Prime rent of high street retail real estate in France 2024, by street	34
<u>16</u>	Prime rent of shopping centers in France 2024, by type	35
<u>17</u>	Prime yield of high street retail real estate in France 2024, by city	36

## 18 06 Hotel real estate

<u>20</u>	Volume of investment in hotel real estate in France 2017-2023	38
<u>21</u>	Revenue per available room of hotels in France 2023, by city	39

# Table of Contents

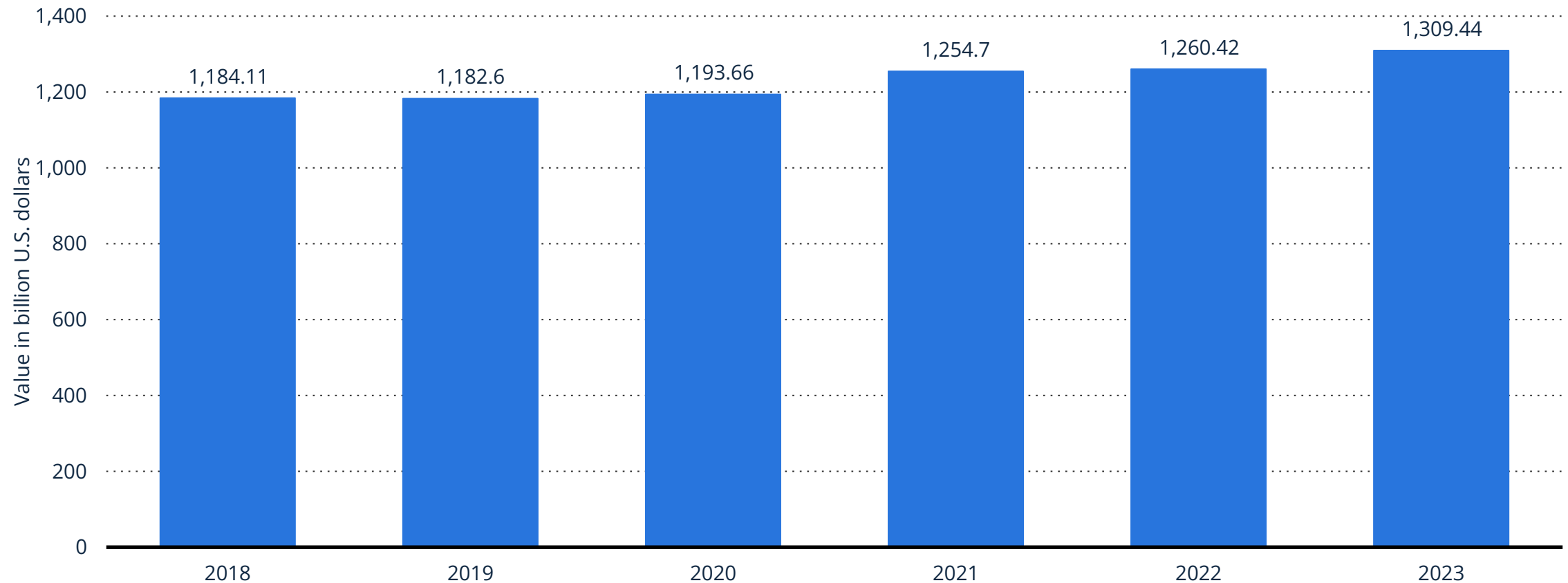
Revenue per available room of hotels in Paris 2023, by hotel category	<a href="#"><u>40</u></a>
Occupancy rate of hotels in France 2017-2023	<a href="#"><u>41</u></a>
Number of hotels and similar accommodation in France 2012-2023	<a href="#"><u>42</u></a>
Tourist accommodation establishments in France 2024, by type	<a href="#"><u>43</u></a>
Number of hotel rooms in France 2024, by region	<a href="#"><u>44</u></a>

CHAPTER 01

# Overview

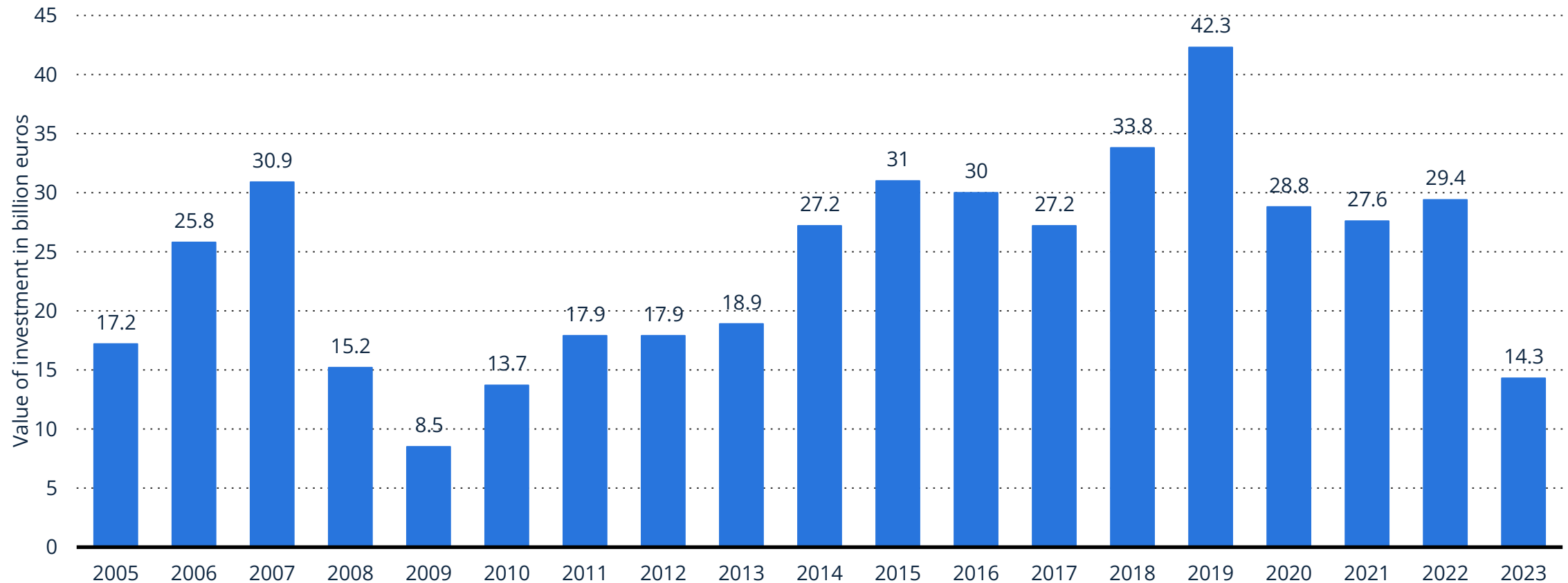
# Value of the commercial real estate market in France from 2018 to 2023 (in billion U.S. dollars)

Commercial real estate market size in France 2018-2023



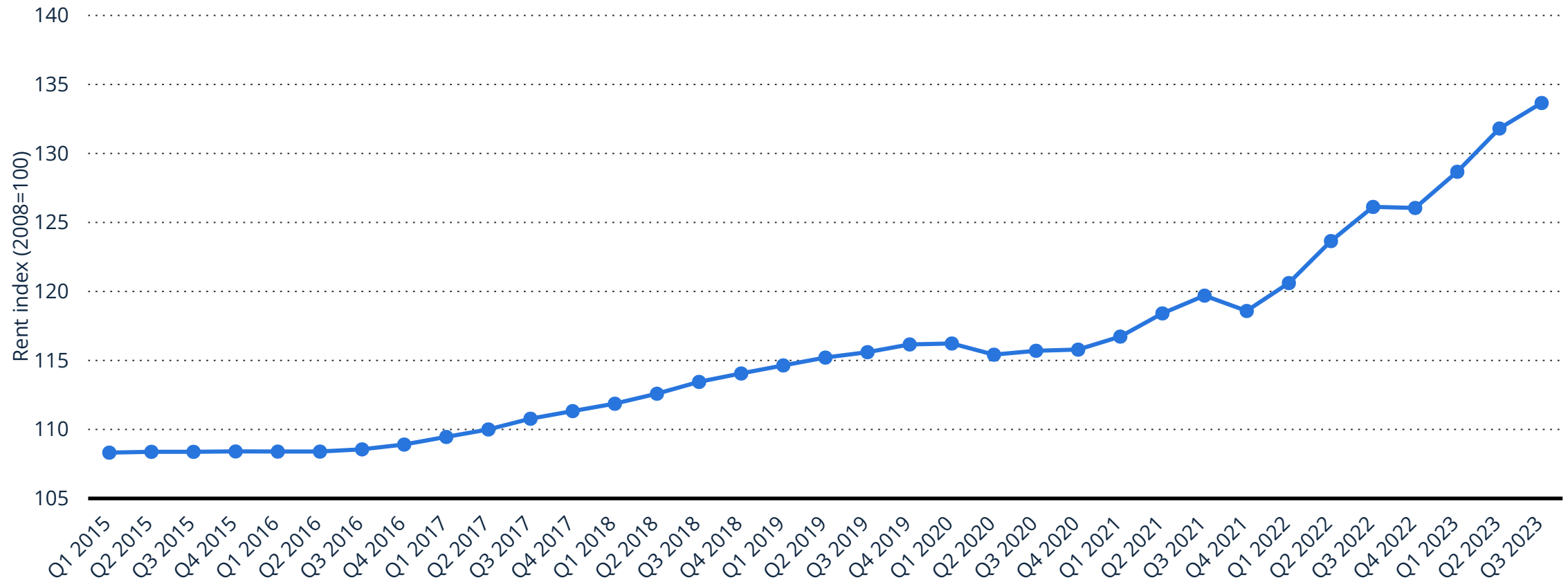
# Value of investment in commercial real estate in France from 2005 to 2023 (in billion euros)

Value of investment in commercial real estate in France 2005-2023



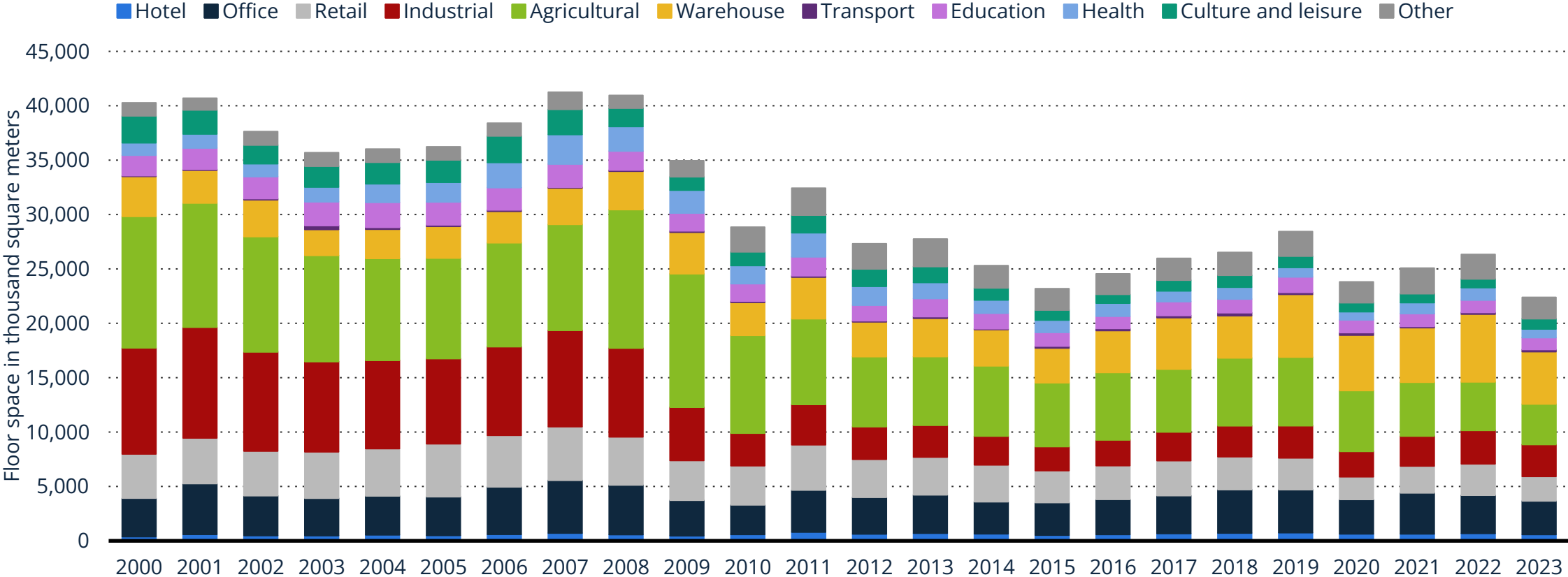
# Quarterly commercial rent index in France from the 1st quarter 2015 to 3rd quarter 2023

Commercial rent index in France 2015-2023, per quarter



# Non-residential construction starts in France from 2000 to 2023, by building type and floor space (in 1,000 square meters)

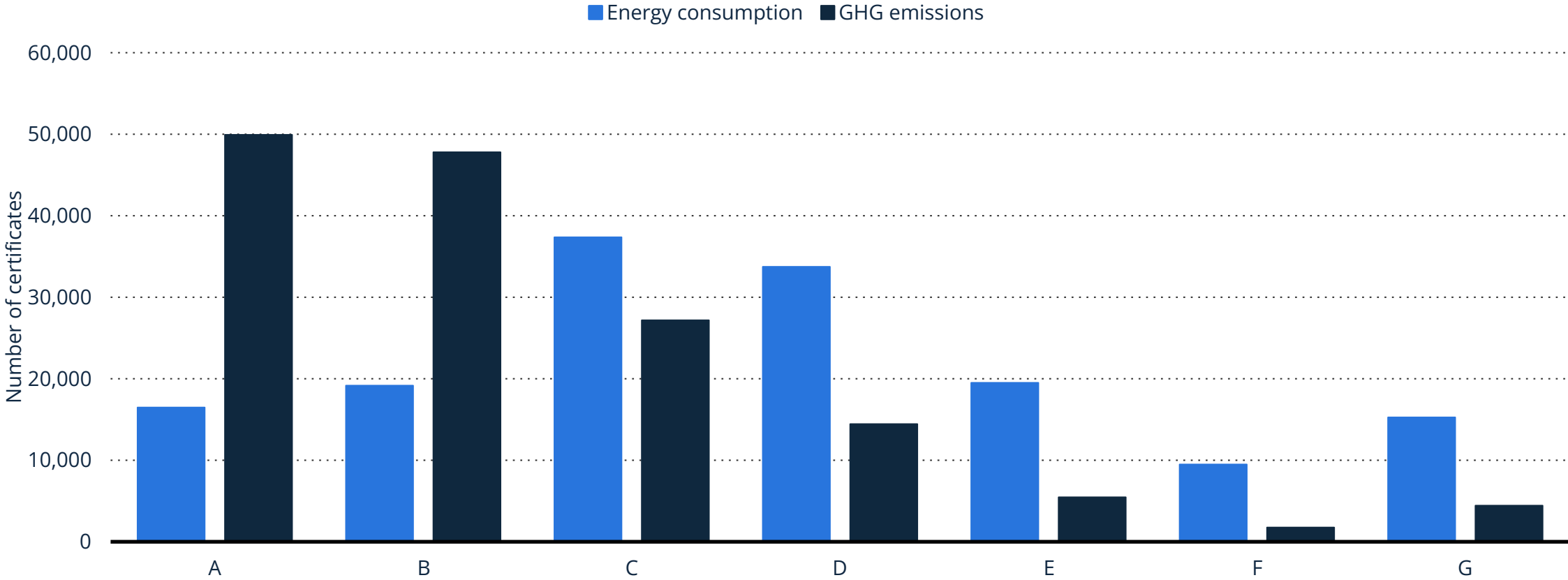
France: commercial construction starts 2000-2023, by type and floor space





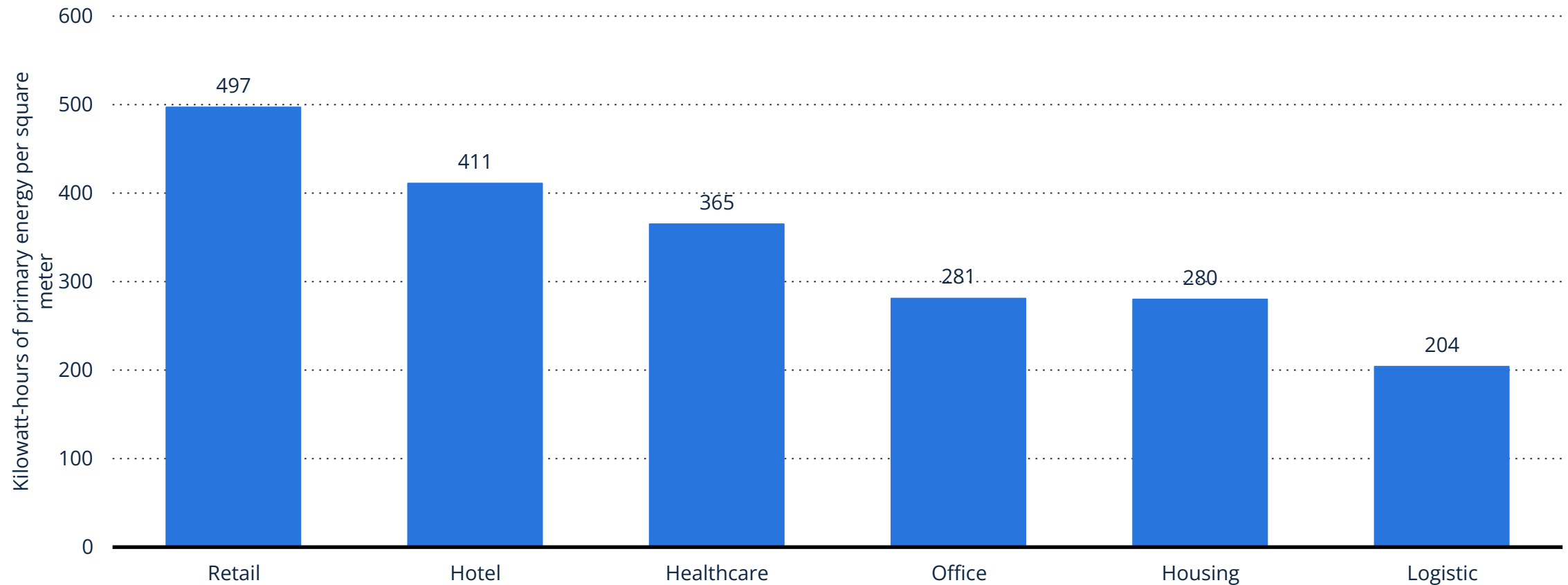
# Number of energy performance certificates (EPCs) for energy consumption and greenhouse gas emissions of commercial buildings in France from July 2021 to April 2024, by rating and type

Number of EPCs by type for commercial energy in France 2021-2024



# Average primary energy consumption per square meter of real estate in France in 2023, by property type (in kilowatt-hours)

Average energy consumption of different property types in France 2023

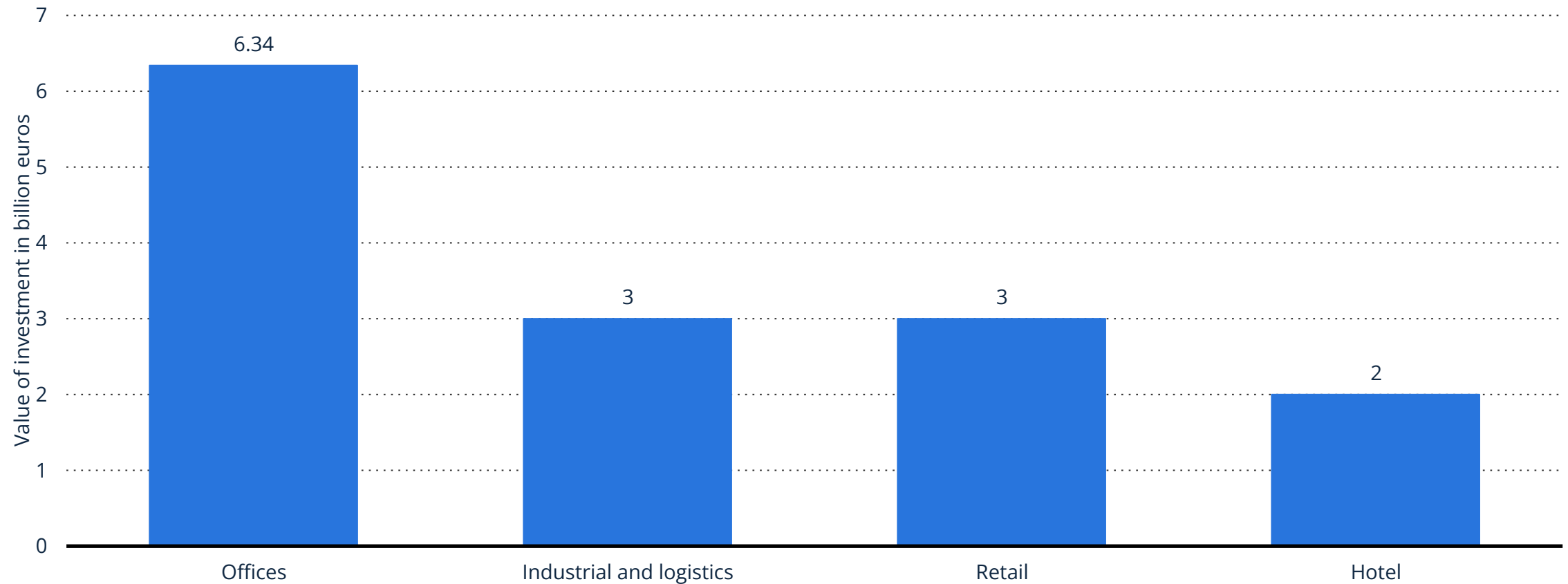


CHAPTER 02

# Investment market

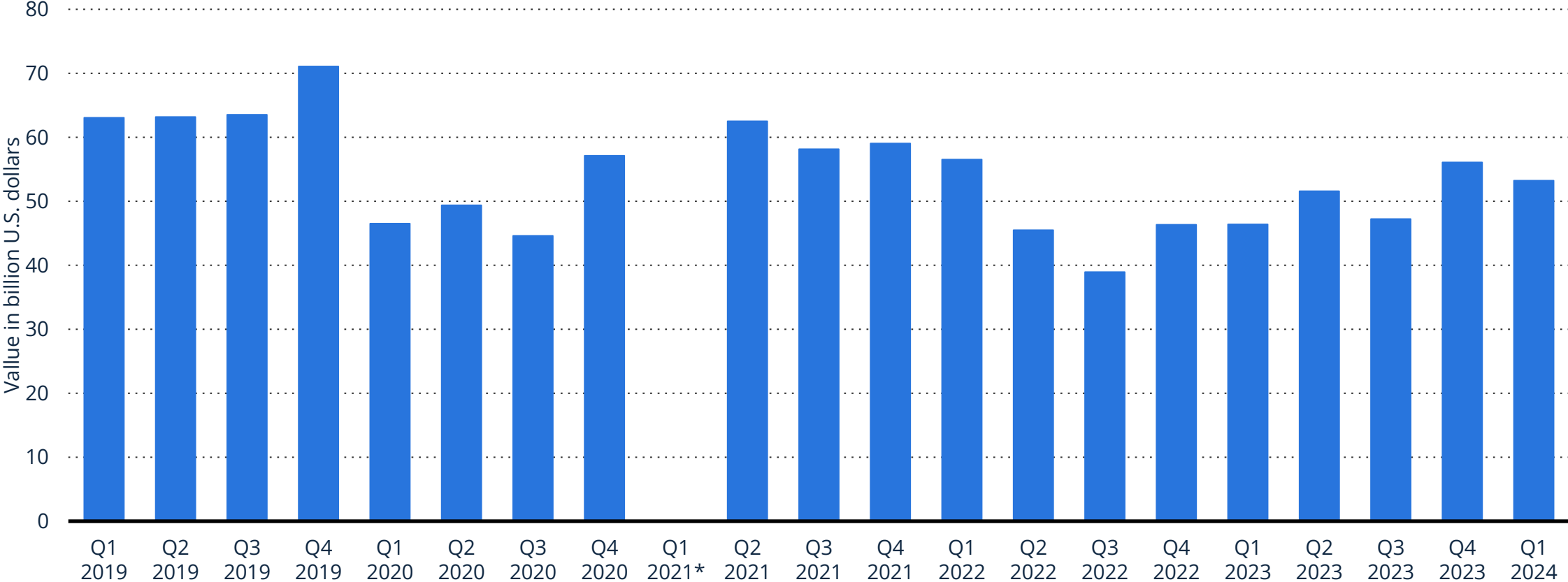
# Value of investments in commercial real estate in France in 2023, by property type (in billion euros)

Value of commercial real estate investment in France 2023, by property type



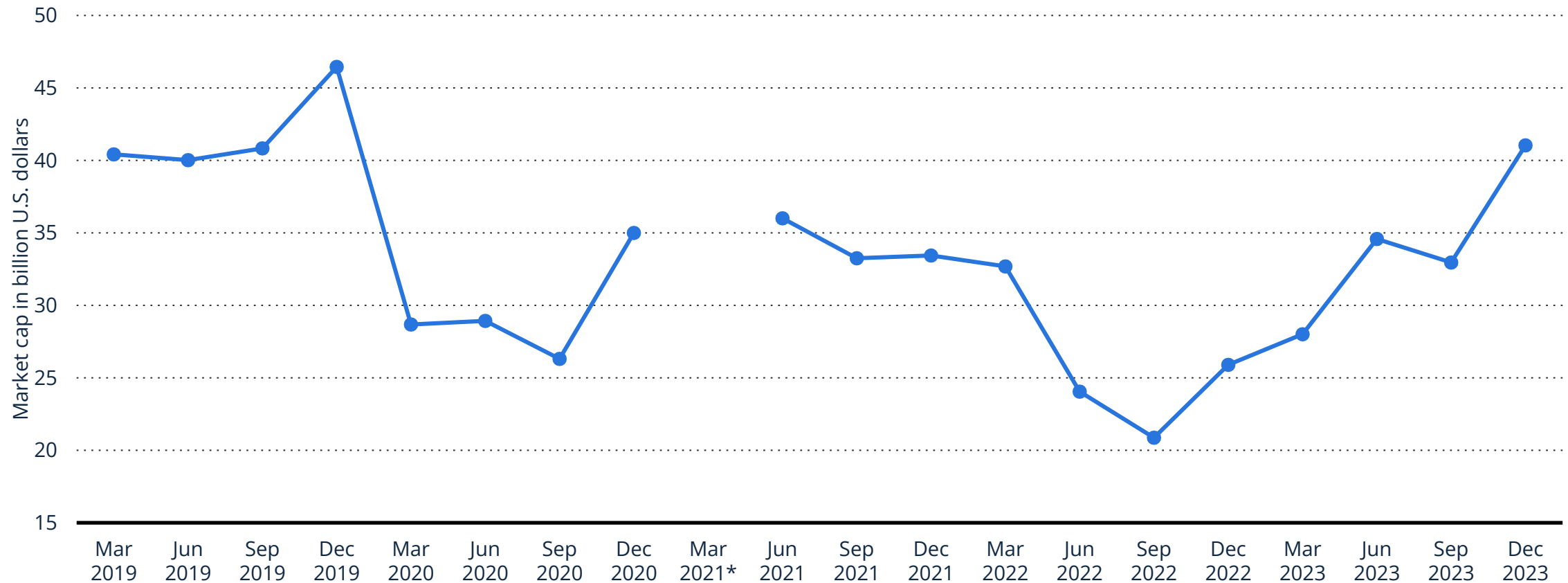
# Market cap the of listed real estate market in France from 1st quarter 2019 to 1st quarter 2024 (in billion U.S. dollars)

Listed real estate market cap France 2019-2024, per quarter



# Market capitalization of real estate investment trusts (REITs) in France from March 2019 to December 2023 (in billion U.S. dollars)

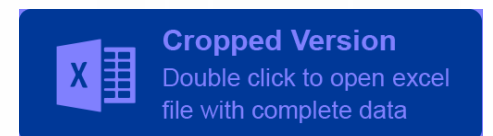
Market cap of the REITs market in France 2019-2023, per quarter



# Key performance indicators (KPIs) of the largest real estate investment trusts by market cap in France in 2024

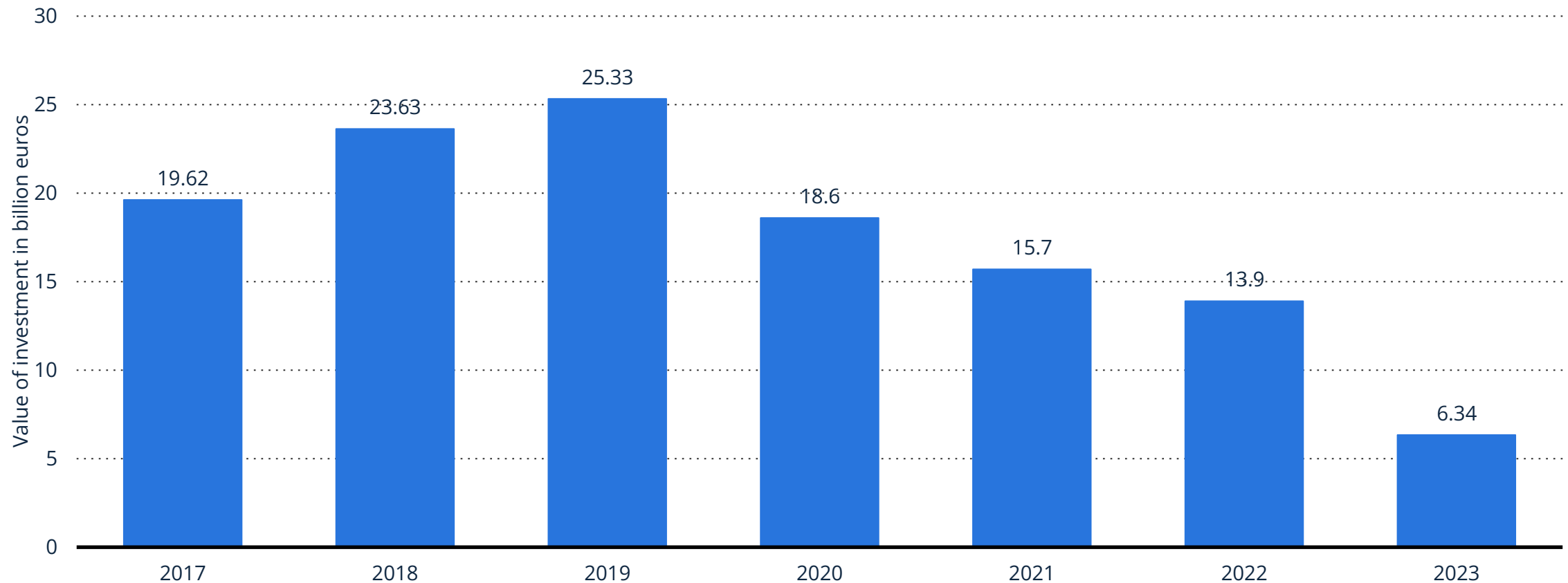
KPIs of the largest real estate investment trusts (REITs) in France 2024

	Market cap (in billion U.S. dollars)	PE ratio	Revenue (in million U.S. dollars)	EBITDA Margin (TTM) (percentage)
Unibail-Rodamco-Westfield	11.32	N/A	3320	56.6%
Icade	2.06	N/A	1780	29.1%
Klepierre	7.42	35.55	1540	67.6%
Covivio	5.22	N/A	1380	67.9%
Segro	14.82	N/A	949.58	70.8%
Gecina	7.84	N/A	723.99	80.3%
Carmila	2.48	940.28	501.65	62.8%
Covivio Hotels	2.61	N/A	292.73	124.8%
Societe Fonciere Lyonnaise	3.2	N/A	254.51	86.5%
Argan	1.99	N/A	201.36	92.9%



# Value of investment in office real estate in France from 2017 to 2023 (in billion euros)

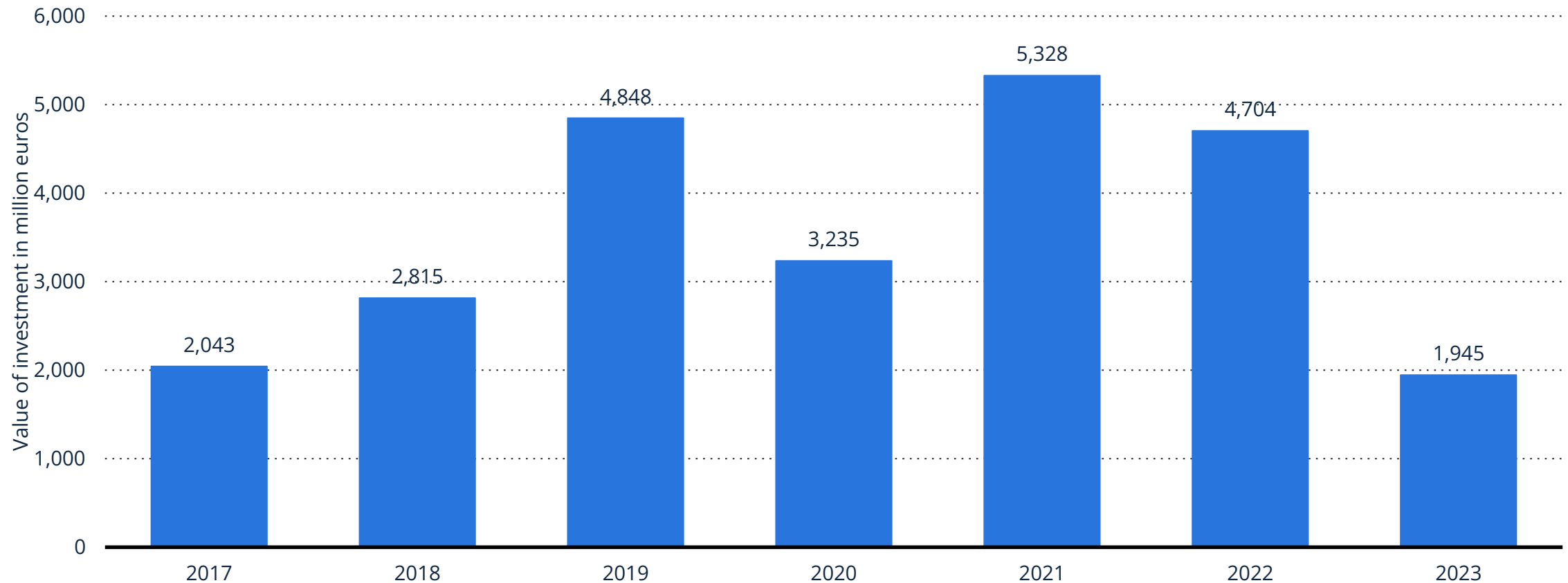
Value of investment in office real estate in France 2017-2023





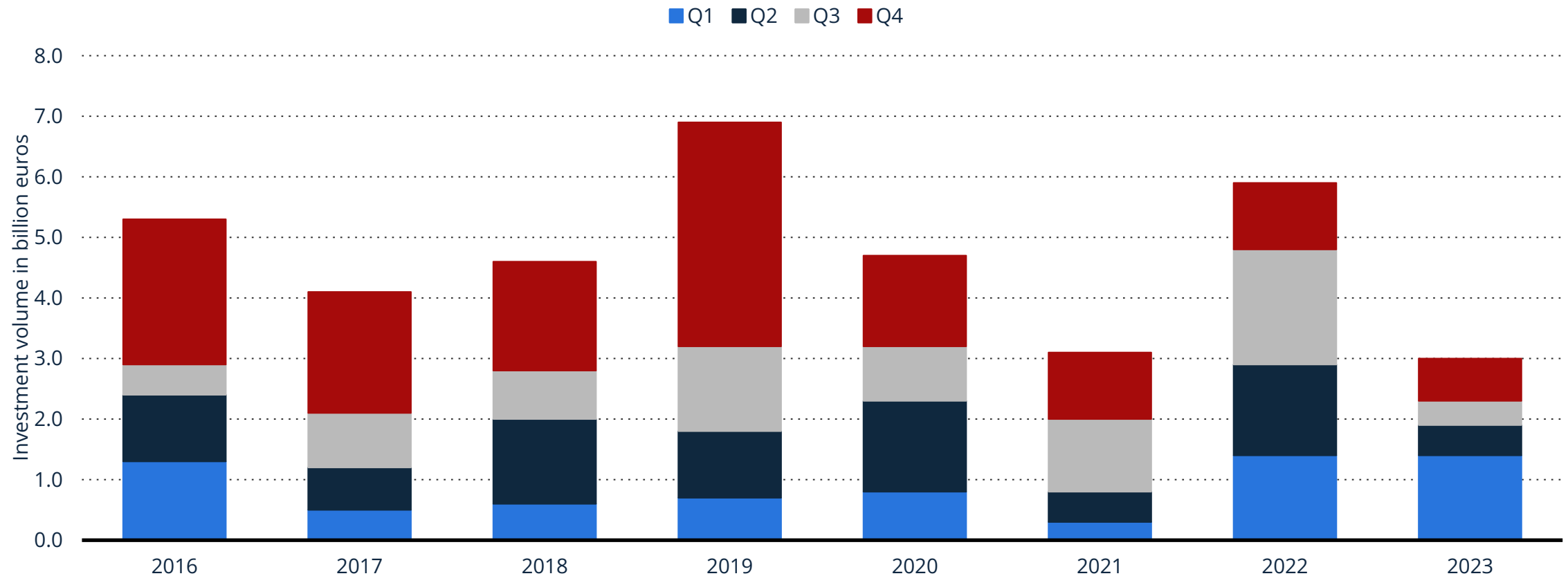
# Total value of investments in warehouse real estate properties in France from 2017 to 2023 (in million euros)

Value of investment in warehouses in France 2017-2023



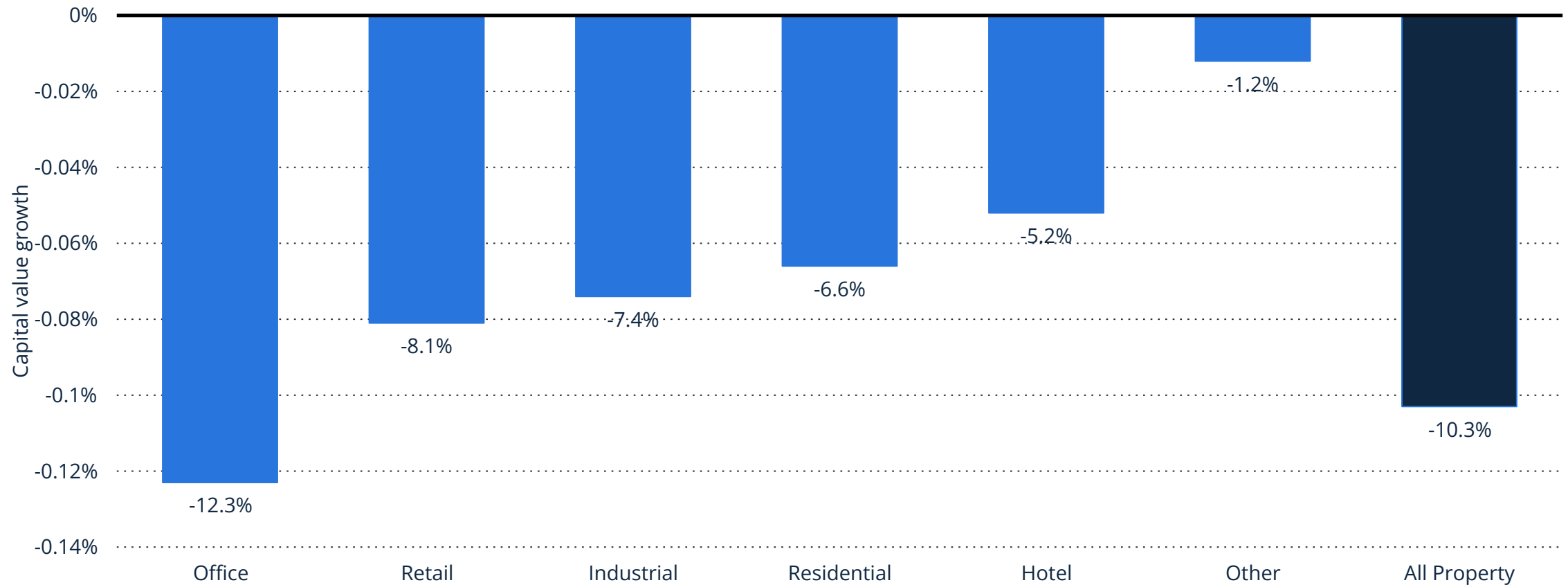
# Volume of retail real estate investment in France from 1st quarter 2016 to 4th quarter 2023 (in billion euros)

Volume of investment in retail real estate France 2016-2023, per quarter



# Annual capital value growth in the MSCI property index in France as of January 2024, by property type

Annual real estate capital value growth in France in 2024, by property type

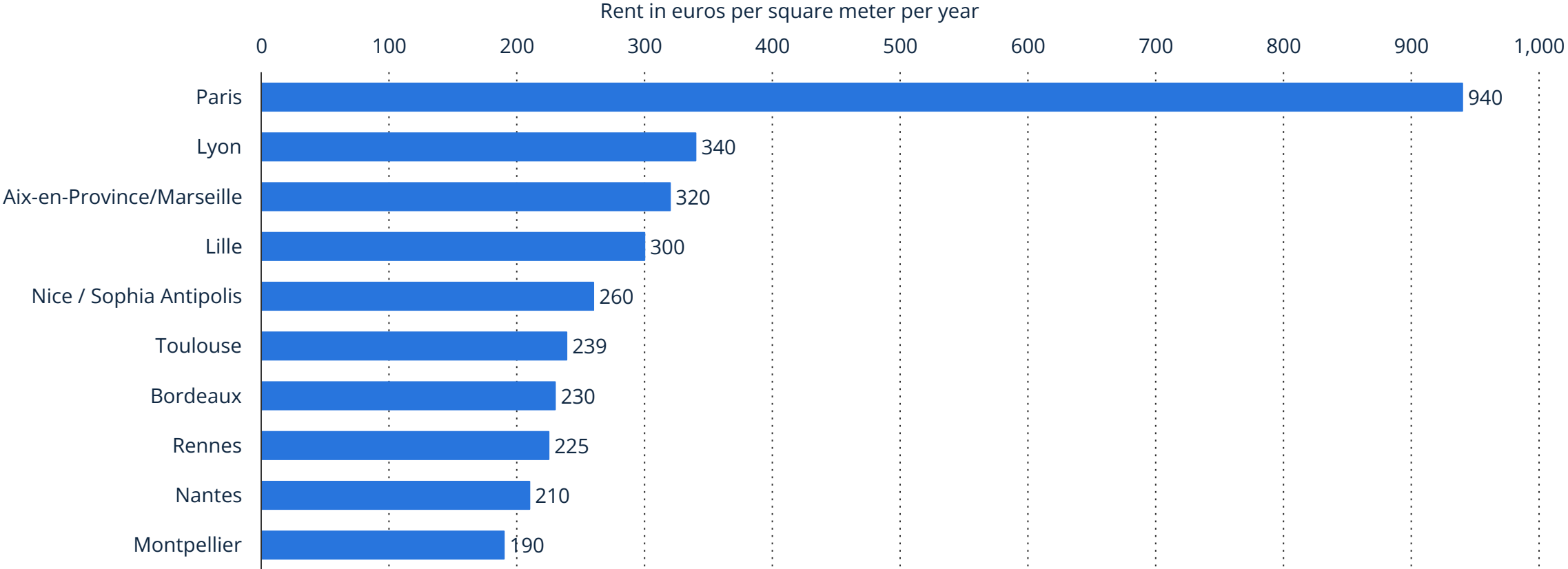


CHAPTER 03

# Office real estate

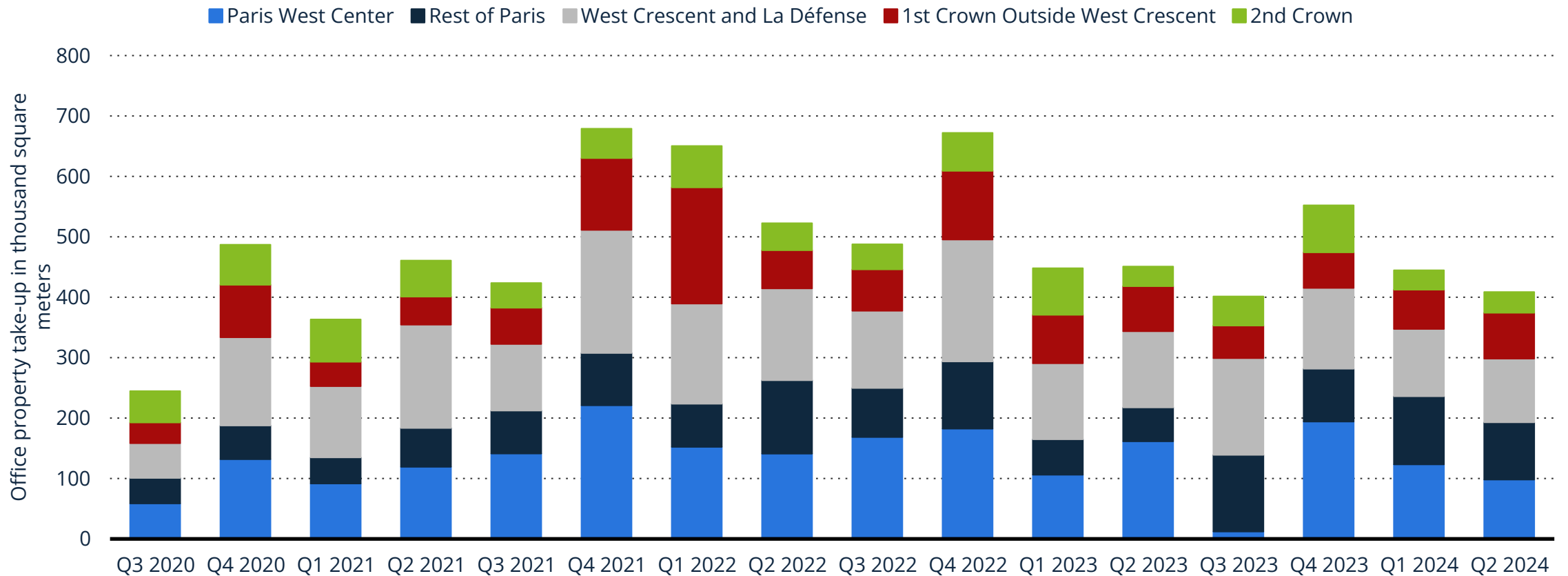
# Prime rental rate per square meter of office real estate in France in 2022, by region (in euros per square meter per year)

Prime office rental rate per square meter France 2022, by region



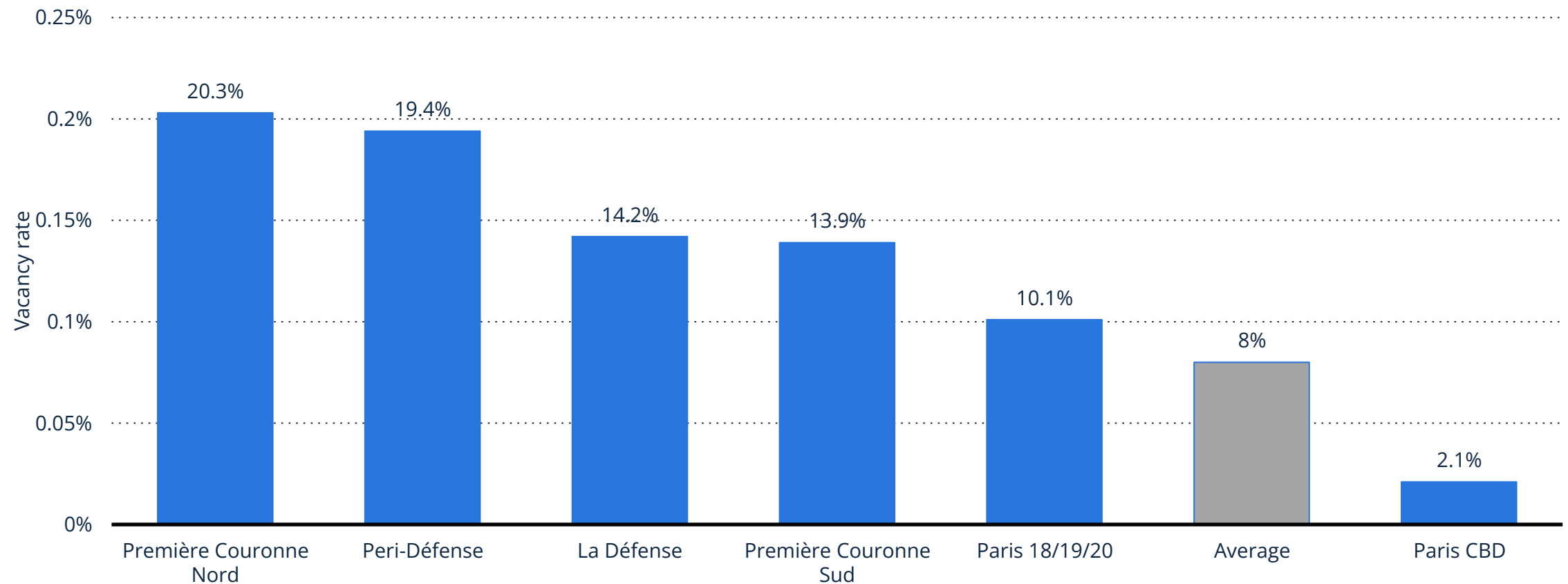
# Take-up of office real estate properties in Ile-de-France from 3rd quarter 2020 to 2nd quarter 2024, by market (in 1,000 square meters)

Take-up of office estate real properties in Ile-de France markets 2020-2024



# Vacancy rate of office real estate properties in Ile-de-France in 1st quarter 2024, by market

Share of vacant office real estate in different Ile-de-France markets 2024



以上内容仅为本文档的试下载部分，为可阅读页数的一半内容。如要下载或阅读全文，请访问：<https://d.book118.com/288055121142006120>