

温馨提示：以下内容均为外文报告原文，请外语不好的同学谨慎打开。

消费电子，智能硬件，工业，农业，自动化，机器人，服务，教育……

INDUSTRIES & MARKETS

Apparel market in Brazil

Table of Contents

01 Global overview

| | |
|--|--|
| Global revenue of the apparel market 2019-2029 | |
| Revenue of the apparel market worldwide by country 2023 | |
| Revenue of the women's apparel market worldwide by country 2023 | |
| Revenue of the men's apparel market worldwide by country 2023 | |
| Revenue of the children's apparel market worldwide by country 2023 | |
| Leading exporters of clothing worldwide by value 2022 | |
| Leading importers of apparel worldwide by value 2022 | |

02 Brazil overview

| | |
|---|--|
| Revenue of the apparel market in Brazil 2019-2029, by category | |
| Brazil: revenue of the textile and clothing industry 2018-2022 | |
| Brazil: fashion franchise sector's revenue 2019-2024 | |
| Brazil: overview of the textile and clothing industry 2021-2023 | |
| Inflation rate for clothing in Brazil 2020-2024 | |
| Brazil: apparel production volume 2015-2022 | |
| Brazil: apparel production value 2015-2022 | |
| Brazil: apparel retail sales value 2015-2022 | |
| Brazil: retailers in the apparel & accessories industry 2010-2022 | |
| Brazil: share of clothing and accessories direct sales 2020-2023 | |

03 International trade

| | | |
|-----------|---|-----------|
| <u>04</u> | Brazil: trade balance of textiles and clothing 2010-2023 | <u>23</u> |
| <u>05</u> | Brazil: value of apparel and clothing accessories exports 2010-2023 | <u>24</u> |
| <u>06</u> | Brazil: main destinations of textile and clothing exports 2023 | <u>25</u> |
| <u>07</u> | Brazil: share of textile and clothing export value 2023, by segment | <u>26</u> |
| <u>08</u> | Brazil: value of apparel and clothing accessories imports 2010-2023 | <u>27</u> |
| <u>09</u> | Brazil: main origin countries for textile and clothing imports 2023 | <u>28</u> |
| <u>10</u> | Brazil: share of textile and clothing import value 2023, by segment | <u>29</u> |

04 Leading companies

| | | |
|-----------|--|-----------|
| <u>12</u> | Brazil: leading clothing & footwear retailers 2022, by revenue | <u>31</u> |
| <u>13</u> | Brazil: top apparel, shoes & accessories companies 2023, by reputation index score | <u>32</u> |
| <u>14</u> | Top textile and clothing brands in Brazil 2023, by digital ad spend share | <u>33</u> |
| <u>15</u> | Brazil: top clothing & footwear retailers based on first-party sales value 2022 | <u>34</u> |
| <u>16</u> | Brazil: largest fashion franchises 2023, by number of outlets | <u>35</u> |
| <u>17</u> | Brazil: most transparent fashion companies 2023 | <u>36</u> |

05 Consumer behavior

| | | |
|-----------|--|-----------|
| <u>20</u> | Brazil: average price per piece of clothing 2024-2029, by category | <u>38</u> |
| <u>21</u> | Attitudes towards shopping in Brazil 2024 | <u>39</u> |
| | Purchase criteria for apparel in Brazil 2024 | <u>40</u> |

Table of Contents


| | |
|---|-----------|
| Real per capita consumer spending on clothing and footwear in the Caribbean 2014-2029 | <u>41</u> |
| Real total consumer spending on clothing and footwear in the Caribbean 2014-2029 | <u>42</u> |

CHAPTER 01

Global overview

Revenue of the apparel market worldwide from 2019 to 2029 (in trillion U.S. dollars)


Global revenue of the apparel market 2019-2029



Revenue of the apparel market worldwide by country in 2023 (in billion U.S. dollars)

Revenue of the apparel market worldwide by country 2023

Revenue in billion U.S. dollars




5 **Description:** The United States is leading the ranking by revenue in the apparel market, recording 351.35 billion U.S. dollars. Following closely behind is China with 313.82 billion U.S. dollars, while Australia is trailing the ranking with 21.17 billion U.S. dollars, resulting in a difference of 330.18 billion U.S. dollars to the ranking leader, the United States. [Read more](#)
Note(s): Worldwide; Jan 1st to Dec 31st 2023
Source(s): Statista; Statista Consumer Market Insights

Revenue of the women's apparel market worldwide by country in 2023 (in billion U.S. dollars)

Revenue of the women's apparel market worldwide by country 2023


Revenue in billion U.S. dollars



Revenue of the men's apparel market worldwide by country in 2023 (in billion U.S. dollars)

Revenue of the men's apparel market worldwide by country 2023

Revenue in billion U.S. dollars




7 **Description:** From the selected regions, the ranking by revenue in the 'Men's Apparel' segment of the apparel market is lead by the United States with 111.03 billion U.S. dollars and is followed by China (100.56 billion U.S. dollars). In contrast, the ranking is trailed by Colombia with 3.01 billion U.S. dollars, recording a difference of 108.02 billion U.S. dollars to the United States. [Read more](#)
Note(s): Worldwide; Jan 1st to Dec 31st 2023
Source(s): Statista

Revenue of the children's apparel market worldwide by country in 2023 (in million U.S. dollars)

Revenue of the children's apparel market worldwide by country 2023


Revenue in billion U.S. dollars



Leading exporting countries of clothing worldwide by value in 2022 (in billion U.S. dollars)

Leading exporters of clothing worldwide by value 2022


Export value in billion U.S. dollars



Leading importing countries of apparel worldwide by value in 2022 (in billion U.S. dollars)

Leading importers of apparel worldwide by value 2022

Import value in billion U.S. dollars




CHAPTER 02

Brazil overview


Revenue of the apparel market in Brazil from 2019 to 2024, with a forecast to 2029, by product segment (in billion U.S. dollars)

Revenue of the apparel market in Brazil 2019-2029, by category



Annual revenue of the textile and apparel industry in Brazil in 2018 and 2022 (in billion Brazilian reais)

Brazil: revenue of the textile and clothing industry 2018-2022



Revenue of the fashion franchising sector in Brazil from 1st quarter 2019 to 1st quarter 2024 (in billion Brazilian reals)

Brazil: fashion franchise sector's revenue 2019-2024



Key figures on the textile and apparel industry in Brazil from 2021 to 2023

Brazil: overview of the textile and clothing industry 2021-2023

| | 2021 | 2022 | 2023 |
|--|------|-------|------|
| Import value (in billion U.S. dollars) | 5.2 | 5.9 | 5.8 |
| Export value (in billion U.S. dollars) | 1.06 | 1.14 | 0.96 |
| Balance of trade (in billion U.S. dollars) | -4.1 | -4.8 | -5.6 |
| Revenue (in billion Brazilian reais) | 190 | 193.2 | |
| Number of registered companies (in thousands) | 22.5 | 24.3 | |
| Investments (in billion U.S. dollars) | 5.2 | 4.6 | |
| Average production output of textiles (in million metric tons) | 2.16 | 2.1 | |
| Average production output of clothing & apparel (in billion items) | 8.5 | 8.07 | |

15 **Description:** In 2023, the textile and clothing industry in Brazil had exports to the value of just under one billion U.S. dollars. The import value, on the other hand, amounted to roughly 5.8 billion U.S. dollars, which meant the balance trade for the textile and clothing industry stood at a negative 5.6 billion U.S. dollars that year. [Read more](#)
Note(s): 2021-2023; excluding cotton fiber
Source(s):


Extended consumer price index (CPI) for clothing in Brazil from January 2020 to August 2024 (compared to the previous month)

Inflation rate for clothing in Brazil 2020-2024




Production volume of apparel in Brazil from 2015 to 2022 (in billion pieces)

Brazil: apparel production volume 2015-2022




Production value of apparel in Brazil from 2015 to 2022 (in billion Brazilian reais)

Brazil: apparel production value 2015-2022




Apparel retail sales value in Brazil from 2015 to 2022 (in billion Brazilian reals)

Brazil: apparel retail sales value 2015-2022



Number of retail companies in the clothing and accessories industry in Brazil from 2010 to 2022

Brazil: retailers in the apparel & accessories industry 2010-2022



以上内容仅为本文档的试下载部分，为可阅读页数的一半内容。如要下载或阅读全文，请访问：<https://d.book118.com/366005125105011001>