



# 肺结核防治科普知识

汇报：XXX



# 目录

**01 什么是肺结核**

**02 肺结核的症状**

**03 如何识别传染源**

**04 预防传播**


**05 出现肺结核症状时怎么办**

**06 结核病在治疗期间应注意什么**

# 结核

• JIE HE

3



自从有了人类就有了结核病，在历史上它曾经在全世界广泛流行，夺去了数亿人的生命，人们称之为白色瘟疫。为增加自我保护意识，做到防患于未然特对结核病的认识和结核病防治知识做如下介绍。

The background features a light blue color scheme with a grid of hexagonal icons representing various medical concepts such as a heart, a person, a first aid kit, a wheelchair, and test tubes. A magnifying glass is positioned on the left side, focusing on the text.

# 01 什么是 肺结核

# 结核病

• JIE HE

5



**结核病是由结核杆菌感染引起的慢性传染病。结核菌可能侵入人体全身各种器官，但主要侵犯肺脏，称为肺结核病。**

# 肺结核

正确了解什么是结核病

# 什么是结核

• JIE HE

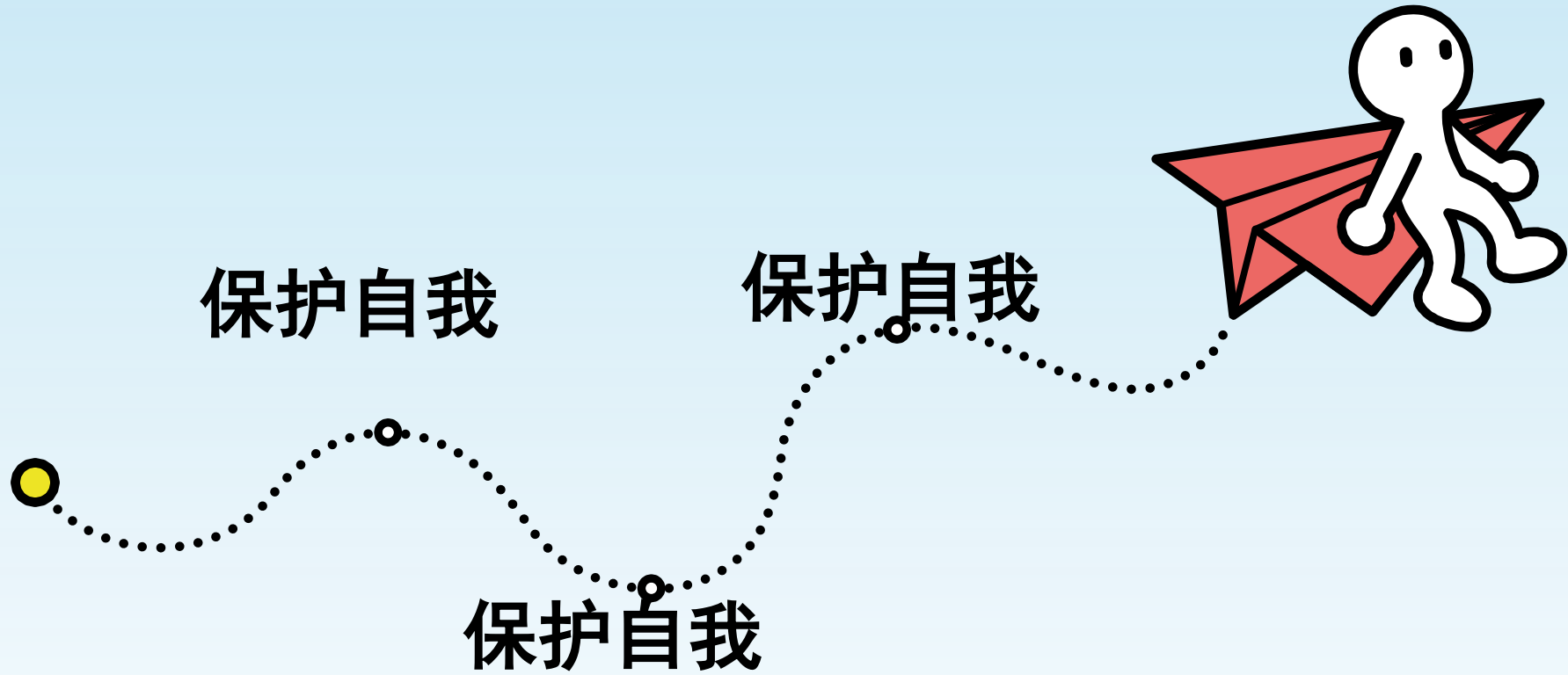
7



结核病是一种慢性和缓发的传染病, 青年人多发, 潜伏期4~8周。大多发生在肺部, 其他部位也可继发感染。呼吸道是本病传染的主要方式。传染源是接触排菌的肺结核患者。目前结核病发病率较高。临床上多呈慢性过程。常有低热、乏力等全身症状和咳嗽、咯血等呼吸系统表现, 少数发病较急促。

# 了解了什么是结核病

- 正确保护自我





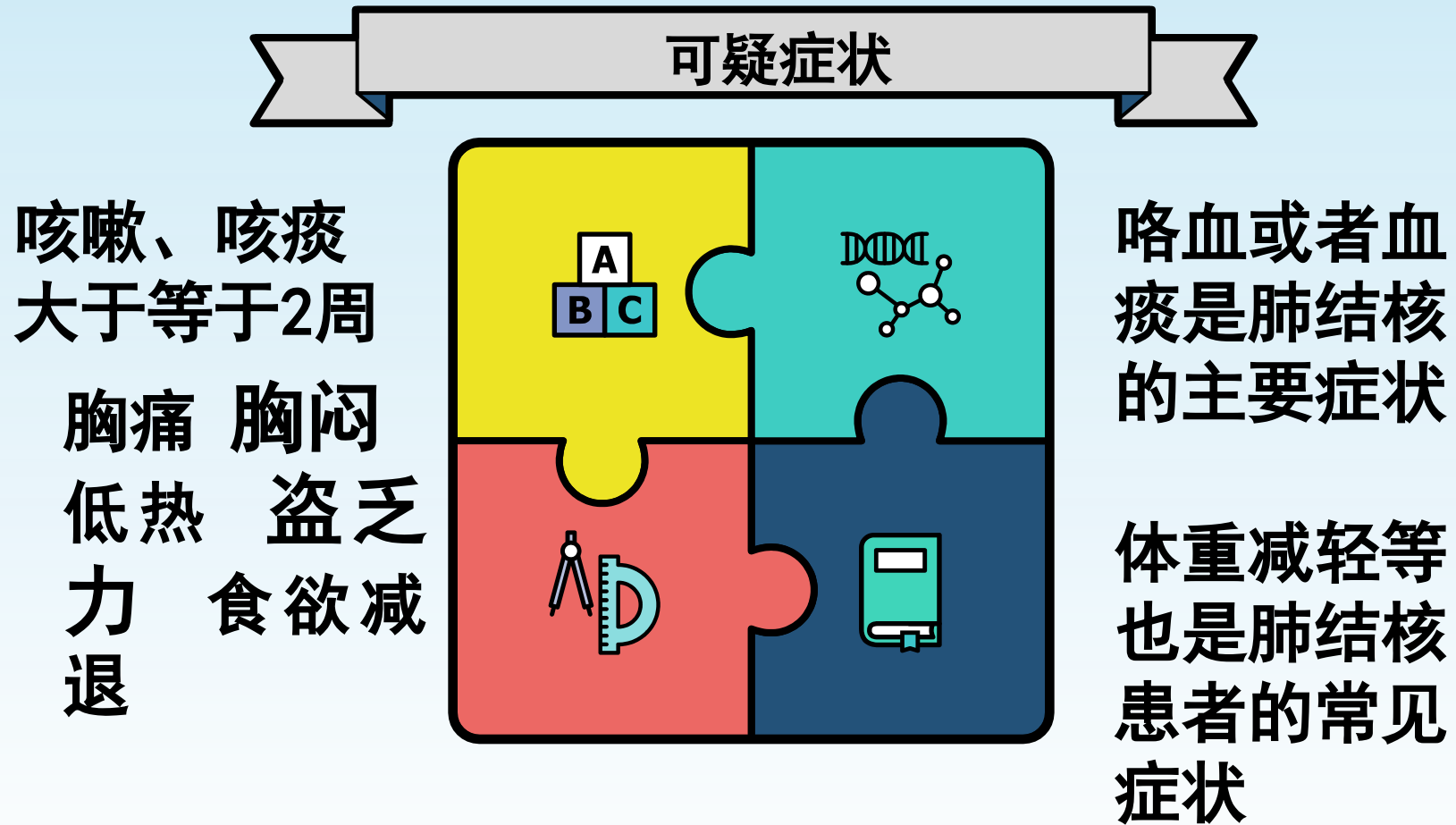
The background features a light blue gradient with a grid of hexagonal icons representing various medical concepts such as a heart, a person, a first aid kit, a syringe, and test tubes. On the left side, a hand in a white glove holds a magnifying glass over a cross symbol. The word 'MEDICAL' is faintly visible in several places.

# 02 肺结核的症状

# 知道有那些症状

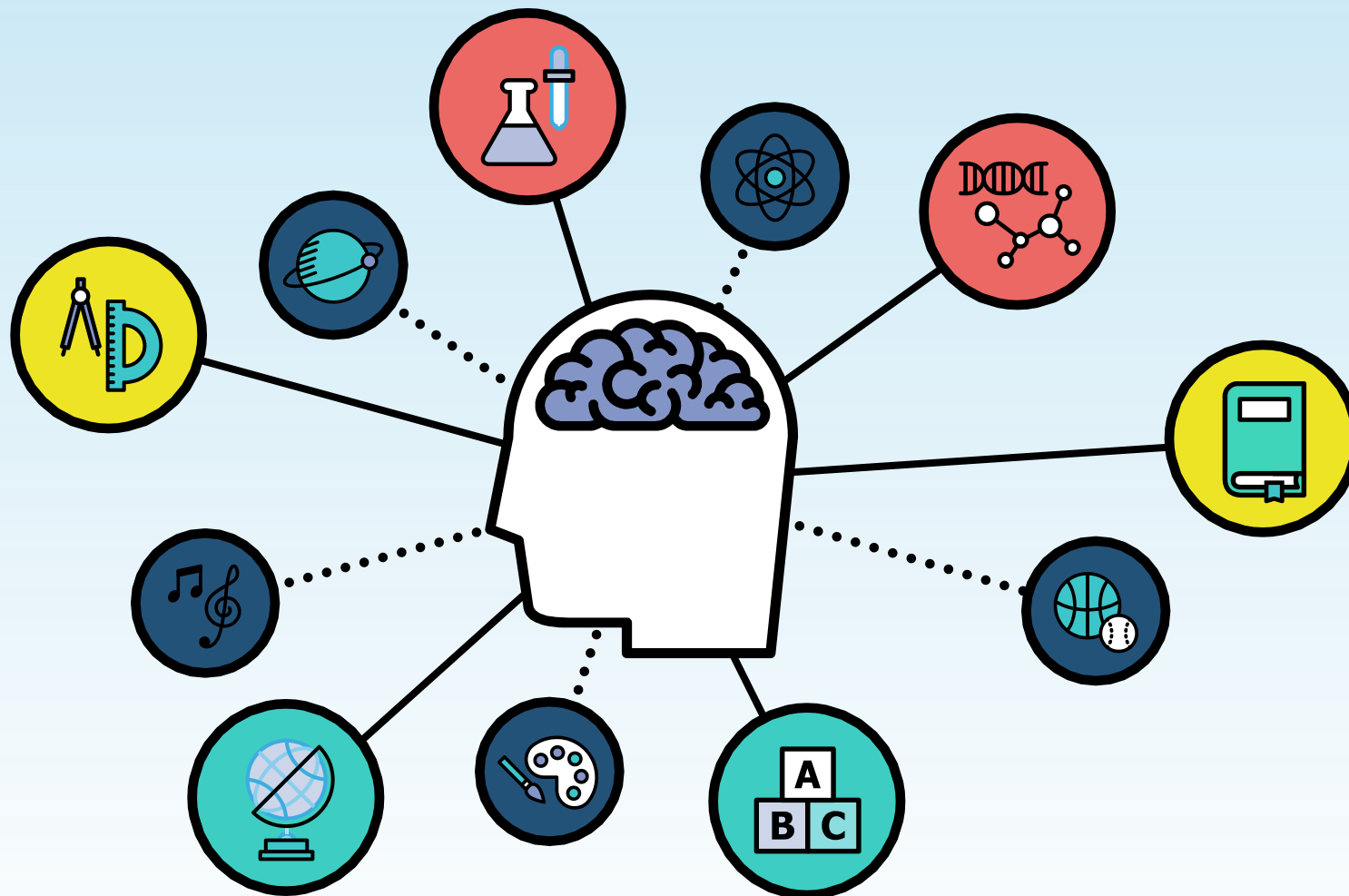
• Zhi dao zhi zheng zhuang

10



# 知道相关症状可以更好判断病情

- Pan duan bing qing



The background features a light blue color scheme with a grid of hexagonal icons representing various medical concepts such as a heart, a person, a first aid kit, a syringe, a wheelchair, a test tube, a flame, a clipboard, an eye, and a cross. A hand in a white glove is shown holding a magnifying glass over a cross icon. The word 'MEDICAL' is repeated in a light blue font within some of the hexagonal icons. Two horizontal lines are positioned above the main title.

# 03 如何识别传染源




结核菌通过飞沫传播，痰涂  
查有结核分枝杆菌的肺结核  
患者，  
是肺结核病的主要传染源，如传  
染性

肺结核患者咳嗽症状明显时，其传染性更大。因此，此类患者应避免到公共场

# 如何发病

• FANG FA

14


 当传染性肺结核患者咳嗽、打喷嚏或大声谈笑时，含有结核菌的飞沫直接从呼吸道排出，在空气中形成飞沫。较大的水滴很快落到地面上，而较小的水滴则非常大。蒸发成含有结核杆菌的颗粒细胞核，并长期悬浮在空气中。如果空气流通不顺畅，含有结核杆菌的颗粒核可被健康人吸入肺泡内，引起感染。因此，在不通风的房间里，长时间与病人接触，很容易被结核杆菌感染。

The background is a light blue gradient. On the left, a hand in a white glove holds a magnifying glass. The background is decorated with a grid of hexagonal icons representing various medical concepts: a heart, a person, a first aid kit, a syringe, test tubes, a wheelchair, a flame, a clipboard, an eye, and a cross. The word 'MEDICAL' is repeated in several hexagons. Two horizontal lines are positioned above the main title.

# 04 预防传播

# 预防传染

• YU FANG CHUAN RAN



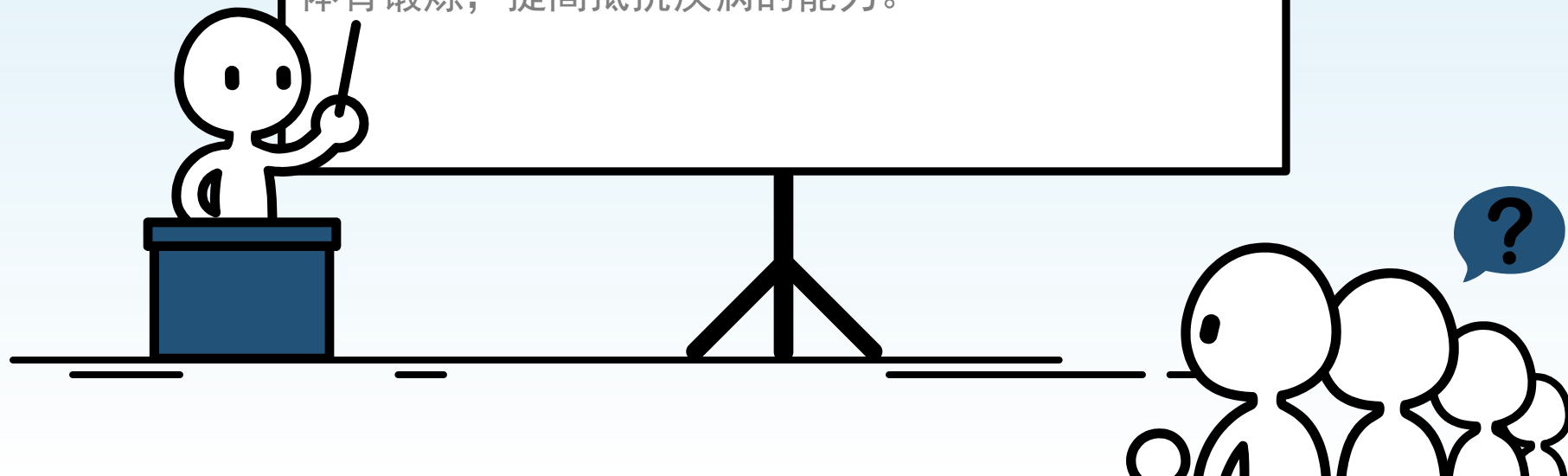


# 正确预防

• YU FANG

17

早期及时发现传染性结核病患者可以减少结核病在人群中的传播；结核病患者应避免前往公共场所或佩戴口罩；肺结核患者咳嗽、打喷嚏时应掩住口鼻，不随地吐痰；养成开窗通风的好习惯，保证室内空气流通；保证充足的睡眠，合理的饮食，加强体育锻炼，提高抵抗疾病的能力。

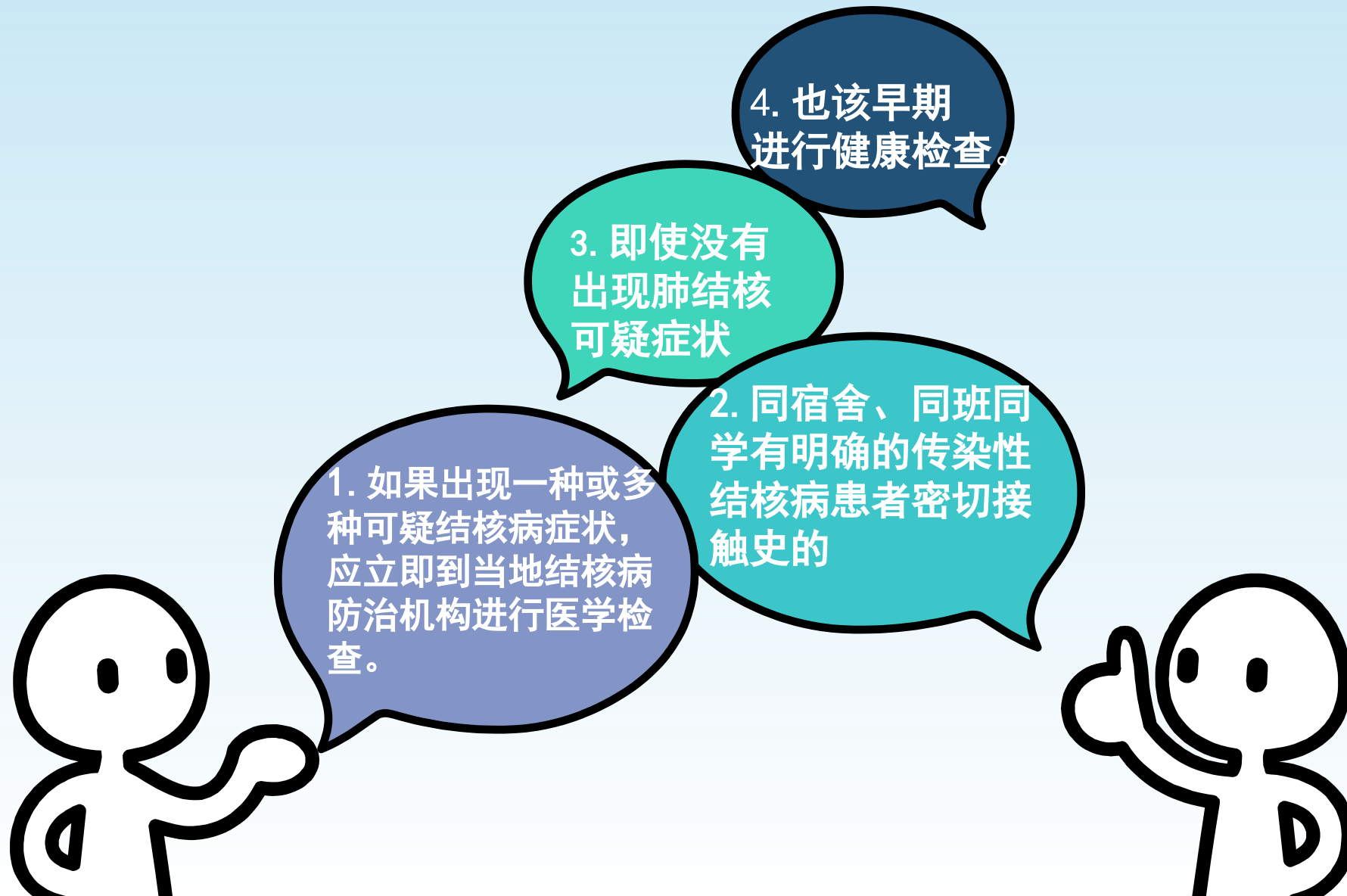


# 05 出现肺结核症状时 怎么办

# 要及时检查

• JI SHI JIAN CHA

19



The background is a light blue gradient. On the left, a hand in a white glove holds a magnifying glass over a faint medical icon. The right side features a grid of hexagonal icons: a heart, a person, a first aid kit, a water drop, a syringe, and test tubes. The word 'MEDICAL' is faintly visible in the upper center.

# 哪些人容易感 染结核菌

以上内容仅为本文档的试下载部分，为可阅读页数的一半内容。如要下载或阅读全文，请访问：  
<https://d.book118.com/386225140132010110>