

Lesson 1 House for Sale



1. Listen to the story and then read it with lots of expression.

(听录音，然后有感情地朗读故事。)

2. Finish the sentences. (补全句子。)

Kipper pulled the _____.

Kipper looked up the _____.

Kipper jumped on the _____.

Kipper sat on a _____.

Kipper climbed the _____.

Kipper pulled a _____ down.




bed



chair




tree



can



wallpaper



chimney

3. Label the parts of this house. (写出房子各部分的名称。)



chimney

door

wall

roof

window

garden

How did I do?

学生自评			家长评价
	模仿: _____ 朗读: _____	遍 _____ 效果: 遍 _____ 签字: _____	



Lesson 2 The New House



1. Listen to the story and then read it with lots of expression.

(听录音，然后有感情地朗读故事。)

2. Answer the questions. (根据故事回答问题。)

(1) What came to the house?

(2) Where did they put the things?

(3) What did Kipper put in the van?

(4) What did Biff and Chip put in the van?

(5) Where did the van go?

They put things in the van.

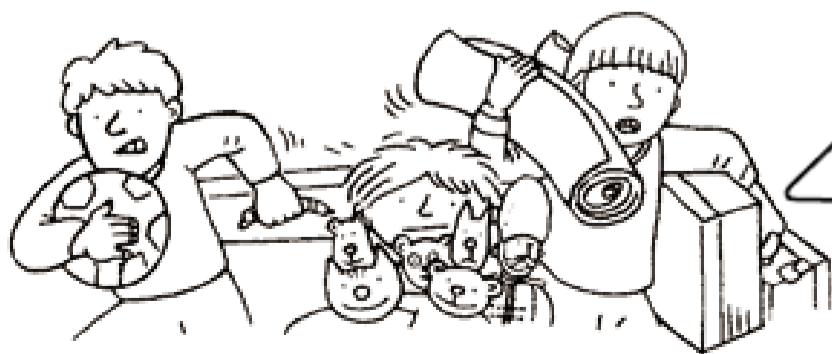
A van came to the house.

Kipper put his toys in the van.

The van went to the new house.

Biff and Chip put the go-kart in.

What did they say in the end? (最后他们说了什么?)



3. Put the things in the right list. (把物品归类。)

Kitchen things

Bedroom things

Garden things

kettle



spade



pillow



rake



duvet



teapot



pedal bin




Kipper's toys



toaster



go-kart



watering can



lamp



How did I do?

学生自评



家长评价

模仿: _____ 遍
 效果: thumbs up/down icons
 朗读: _____ 遍
 签字: _____



Lesson 3 Come In!



1. Listen to the story and then read it with lots of expression.

(听录音，然后有感情地朗读故事。)

2. Answer the questions. (根据故事回答问题。)

(1) Why did Wilf and Wilma come to the house?

They wanted to help Dad.

They wanted to see the new house.

(2) Why did so many children come to play?

Biff, Chip and Kipper asked them to come.

Mum asked them to come.

(3) Why was there a mess?

Biff, Chip and Kipper made a mess.

Too many children came to play.


(4) Why was Mum cross?

Biff, Chip and Kipper were watching television.







The children went home.

(5) How many children came to play?

3. Write the right number. (填上对应的数字。)



one



1	one
2	two
3	three

4	four
5	five
6	six

7	seven
8	eight
9	nine

How did I do?

学生自评		家长评价
	模仿: _____ 遍 朗读: _____ 遍 效果: 签字: _____	



Lesson 4 Nobody Got Wet



1. Listen to the story and then read it with lots of expression.

(听录音，然后有感情地朗读故事。)

2. Put the sentences in order. (根据故事排序。)

They went down the river.

Mum pulled the boat in.

Dad got a boat.

The boat floated away.

They had a picnic.

(1) _____

(2) _____

(3) _____

(4) _____

(5) _____

Write what happened in the end. (最后发生了什么? 写一写。)

3. Find an -ed word in each sentence, and write them on the big splash.

(从每句话中找出一个以 -ed 结尾的词，写在水波上。)

Dad pushed the boat out.

Mum pulled Dad.


Dad rowed down the river.

It rained when they had the picnic.

The boat floated away.

“Oh no!” gasped Mum.

Mum reached the boat with a stick.



How did I do?

学生自评		家长评价
	模仿：_____ 遍 效果： 朗读：_____ 遍 签字：_____	

Lesson 5 Poor Old Mum!



1. Listen to the story and then read it with lots of expression.

(听录音，然后有感情地朗读故事。)

2. Answer the questions. (根据故事回答问题。)

It was sports day.


Wilma was in the long jump. She came first.

Wilf and Chip were in a race. They came second.

Dad was in the egg and spoon race. He came third.

Mum fell over. She came last.

Her shoe broke.



(1) Where did Wilma come in the long jump?

(2) What kind of race was Dad in?



(3) Who came second in their race?

(4) Why were there races at school?


(5) Where did Mum come in her race?

(6) Why did Mum fall over?


to the racers. (他们得了第几名? 填好奖牌, 然后把奖牌和对应的选手连起来。)




first



second



third



fourth

学生自评		家长评价
	朗读: _____ 效果: 遍 签字: _____	



1. Listen to the story and then read it with lots of expression.

2. Finish the sentences. (补全句子。)

in the cab of the crane

the building site

the weather vane

a photograph

(1) Dad took Wilf and Wilma to _____.

(2) Wilma spoke to the man _____.




(3) A van had a weather vane _____.

(4) Wilma jumped over _____.

(5) Wilf took _____.

3. Find these things in the story. Write the picture number.

(在故事里找到这些物品，写出页码。)



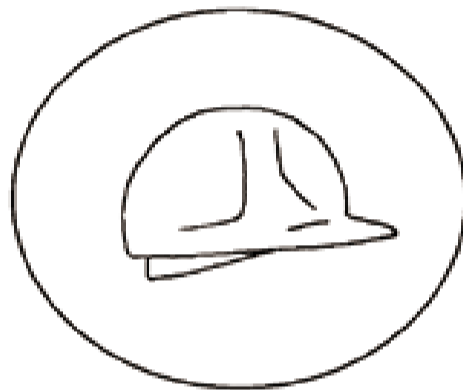
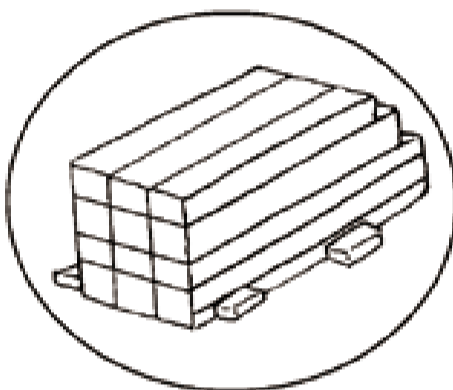
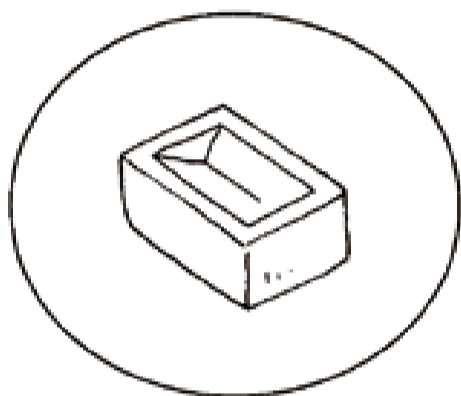
bucket

ladder

Picture _____

Picture _____

Picture _____



brick

timber

hard hat

Picture _____




Picture _____

Picture _____

Draw one more thing you can find at the building site. Write the word.

(再画一种在建筑工地上能找到的东西，写出它的名称。)



学生自评		家长评价
  	朗读: _____ 效果: _____ 签字: _____	



2. Finish the sentences. (补全句子。)

(1) Dad was painting _____ door.

with and the

(2) The children _____ outside.

again were what

(3) Biff kicked _____ ball.

a in is

(4) Dad _____ to paint the door again.

hand had hat

(5) Biff and Chip had a pillow _____.

fight from for

(6) The wind _____ the feathers.

but big blew

(7) Dad had put up _____ old door.

at an are

(8) The back door _____ inside.

what was wet



以上内容仅为本文档的试下载部分，为可阅读页数的一半内容。如要下载或阅读全文，请访问：<https://d.book118.com/478113123045007007>