

沪教版一年级数学下册

线 段



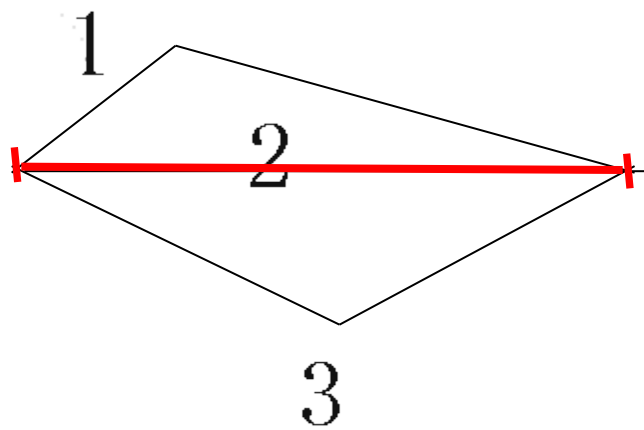
学习目标：

1. 使同学们认识线段并能熟练辨认线段。
2. 能够熟练正确地解决有关题目。

走哪条路呢？



学校





小丁丁的家

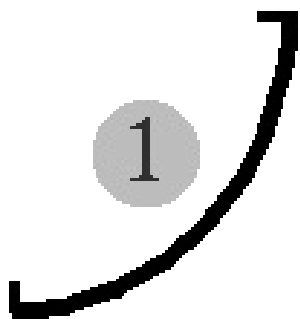
请仔细观察




线段



判断：是线段吗？



×



√

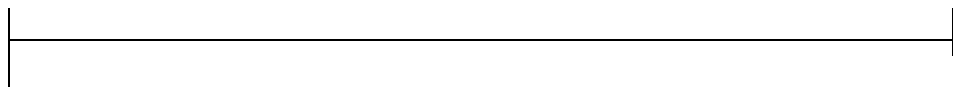


×

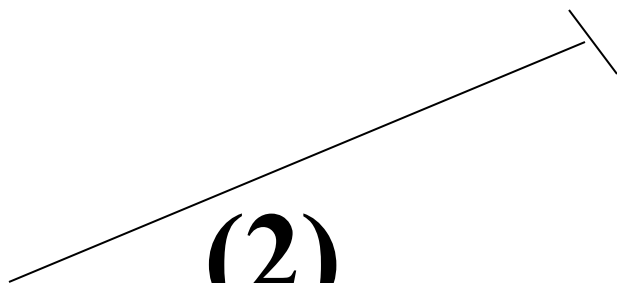


×

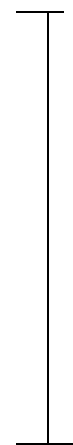
下面哪些是线段？



(1) ✓

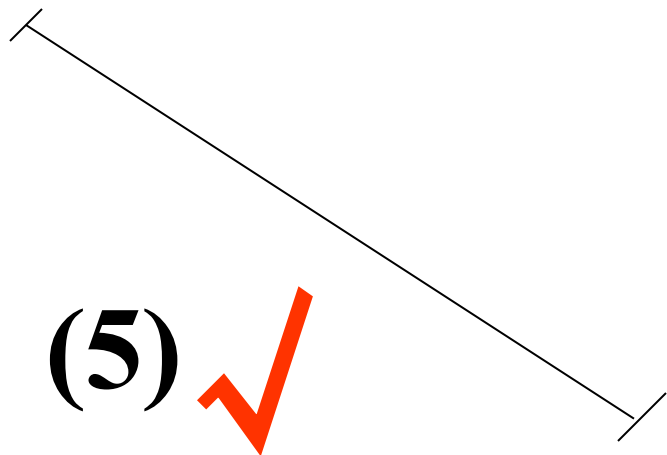



(2)



(3) ✓

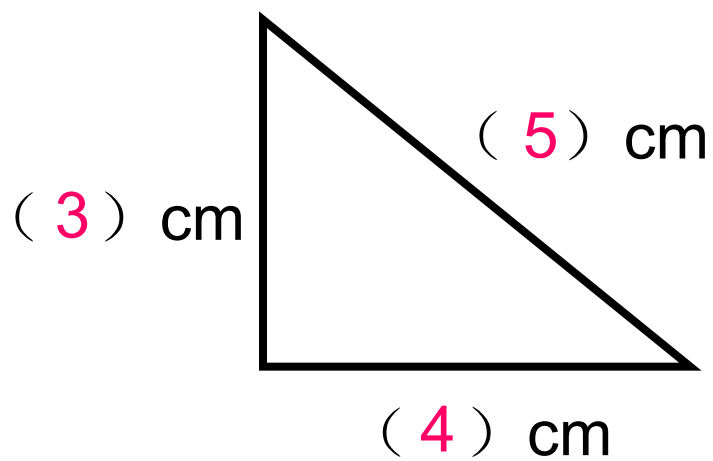
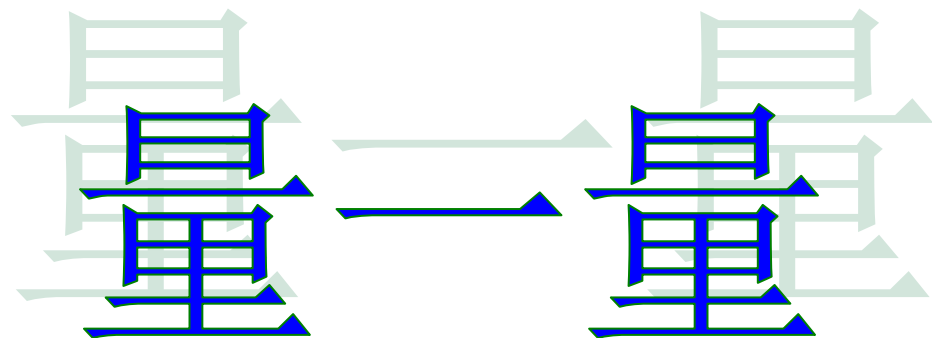
下面哪些是线段？



(6)

量 量



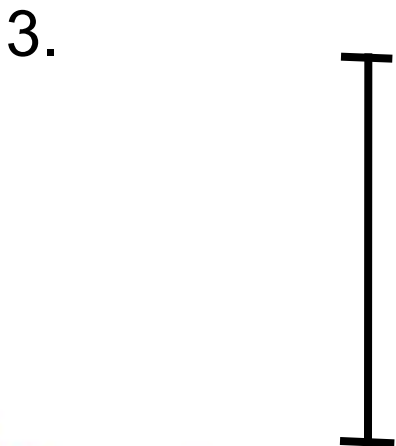
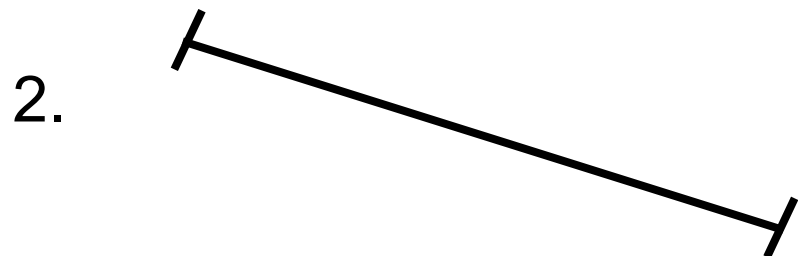


画一条线段。

1

2

3




画一条长4厘米的线段。

母亲节要来了，小丁丁和小巧都为妈妈准备了礼物，他们到礼品店买包装礼物的丝带，小丁丁需要60厘米长的丝带，小巧需要40厘米长的丝带，请问他们一共要买多长的丝带？

小丁丁的丝带
长60cm


小巧的丝带
长40cm



合起来 () cm

$$60\text{cm} + 40\text{cm} = 100\text{cm}$$

下面的图形由几条线段组成？



三角形有（ 3 ）条线段

以上内容仅为本文档的试下载部分，为可阅读页数的一半内容。如要下载或阅读全文，请访问：<https://d.book118.com/638031140055006111>