

温馨提示：以下内容均为外文报告原文，请外语不好的同学谨慎打开。

消费电子，智能硬件，工业，农业，自动化，机器人，服务，教育……

INDUSTRIES & MARKETS

Footwear market in Brazil

Table of Contents

01 Global overview

Value of the global footwear market from 2019 until 2029	
Global year-on-year revenue growth of apparel and footwear market 2022-23, by segment	
Amount of footwear produced worldwide from 2015 to 2022	
Leading 10 footwear producers worldwide 2016-2022, by country	
Leading 10 global footwear consumers 2022, by country	
Latin America: main footwear exporters 2023	

02 Brazil overview

Revenue of the footwear market in Brazil 2019-2029, by category	
Brazil: employment in the footwear industry 2017-2023	
Brazil: footwear retail sales value 2019-2023	
Brazil: footwear retail sales volume 2019-2023	
Brazil: footwear production value 2015-2022	
Brazil: footwear production volume 2019-2023	
Brazil: share of footwear production volume 2021-2023, by segment	
Brazil: women's, men's & children's footwear production 2020-2023	
Brazil: shoe production 2021-2023, by most common material	

03 International trade

Brazil: export value of footwear 2015-2023	
--	--

	Brazil: main footwear export partners 2023, by export value	22
<u>04</u>	Brazil: pairs of shoes exported 2019-2023	23
<u>05</u>	Brazil: key figures on flip-flops exports 2018-2023	24
<u>06</u>	Brazil: import value of footwear products 2015-2023	25
<u>07</u>	Brazil: main footwear import partners 2023, by import value	26
<u>08</u>	Brazil: pairs of shoes imported 2019-2023	27
<u>09</u>	Brazil: key figures on sport shoes imports 2023	28

04 Leading companies

<u>11</u>	Leading Brazilian textile, apparel & footwear companies 2023, by net revenue	30
<u>12</u>	Brazil: top clothing & footwear retailers based on first-party sales value 2022	31
<u>13</u>	Brazil: top apparel, shoes & accessories companies 2023, by reputation index score	32
<u>14</u>	Top footwear brands in Brazil 2023, by estimated digital ad spend share	33
<u>15</u>	Alpargatas: net revenue 2014-2023	34
<u>16</u>	Brand value of Havaianas 2015-2023	35
<u>17</u>		36
<u>18</u>	Grendene: net revenue 2016-2023	37

05 Consumption

	Brazil: apparent consumption of footwear 2017-2023	39
<u>21</u>	Brazil: footwear average price 2022-2029, by category	40

Table of Contents

Attitudes towards shopping in Brazil 2024	<u>41</u>
Purchase criteria for apparel in Brazil 2024	<u>42</u>
Real per capita consumer spending on clothing and footwear in the Caribbean 2014-2029	<u>43</u>
Real total consumer spending on clothing and footwear in the Caribbean 2014-2029	<u>44</u>

CHAPTER 01

Global overview

Footwear market revenue worldwide from 2019 to 2029 (in billion U.S. dollars)

Value of the global footwear market from 2019 until 2029



4 **Description:** The global revenue in the footwear market was forecast to continuously increase between 2024 and 2029 by in total 56.3 billion U.S. dollars (+11.51 percent). After the eighth consecutive increasing year, the revenue is estimated to reach 545.46 billion U.S. dollars and therefore a new peak in 2029. [Read more](#)
Note(s): Worldwide; 2019 to 2029
Source(s): Statista; Statista Consumer Market Insights

Apparel and footwear year on year revenue growth rates worldwide over the past 12 months as of February 24, 2023, by product segment

Global year-on-year revenue growth of apparel and footwear market 2022-23, by segment



Quantity of footwear produced worldwide from 2015 to 2022 (in billion pairs)

Amount of footwear produced worldwide from 2015 to 2022



Leading 10 footwear producers worldwide from 2016 to 2022, by country (in million pairs)

Leading 10 footwear producers worldwide 2016-2022, by country




7 **Description:** (APAC) region in this industry. These four countries accounted for over 75 percent of footwear production worldwide as of 2022. [Read more](#)
Note(s): Worldwide; 2016 to 2022
Source(s): World Footwear

Leading 10 global footwear consumers in 2022, by country (in million pairs)

Leading 10 global footwear consumers 2022, by country


Consumption in million pairs



Lead exporting countries of footwear in Latin America in 2023, based on export value (in million U.S. dollars)

Latin America: main footwear exporters 2023

Export value in million U.S. dollars



CHAPTER 02

Brazil overview

Revenue of the footwear market in Brazil from 2019 to 2024, with a forecast to 2029, by product segment (in billion U.S. dollars)

Revenue of the footwear market in Brazil 2019-2029, by category



Number of jobs in the footwear industry in Brazil from 2017 to 2023 (in 1,000s)

Brazil: employment in the footwear industry 2017-2023



12 **Description:** In 2023, Brazil's footwear industry accounted for over 280 thousand jobs, a decrease of roughly seven percent in relation to the previous year. [Read more.](#)
Note(s): Brazil; 2017 to 2023
Source(s): ! , (- . / 0 1! \$ 2 3. / 0 4 ' * 5 ! 2 3.) !

Footwear retail sales value in Brazil from 2019 to 2023 (in billion Brazilian reals)

Brazil: footwear retail sales value 2019-2023



Footwear retail sales volume in Brazil from 2019 to 2023 (in million pairs)

Brazil: footwear retail sales volume 2019-2023



14 **Description:** The footwear retail market in Brazil registered a volume of approximately 760 million pairs of shoes in 2023, a slight decrease compared to the previous year. In terms of retail value, Brazilian footwear retail sales amounted to over 70 billion Brazilian reals that year. [Read more](#)
Note(s): Brazil; 2019 to 2023
Source(s): (1 / ((5 ! / !

Production value of footwear in Brazil from 2015 to 2022 (in billion Brazilian reals)


Brazil: footwear production value 2015-2022



15 **Description:** In 2022, the production value of footwear in Brazil amounted to over 37 billion Brazilian reals. This represents an increase of nine percent compared to the previous year. In terms of footwear production volume, Brazil manufactured a total of 919 million pairs of shoes in 2022. [Read more](#)
Note(s): Brazil; 2015 to 2022
Source(s): (1 / ((5 ! / !


Number of pairs of shoes produced in Brazil from 2019 to 2023 (in millions)

Brazil: footwear production volume 2019-2023




Segmentation of the footwear production volume in Brazil by type of use from 2021 to 2023

Brazil: share of footwear production volume 2021-2023, by segment




Women's, men's, and children's footwear production in Brazil from 2020 to 2023 (share of footwear production)

Brazil: women's, men's & children's footwear production 2020-2023



Production of pairs of shoes in Brazil from 2021 to 2023, based on predominant material used (share of footwear production)

Brazil: shoe production 2021-2023, by most common material



19 **Description:** Plastic and rubber were Brazil's most common materials used in the production of footwear in 2023. They made up over half of the total shoe production in Brazil. Textile shoes, on the other hand, made up almost eight percent of footwear production in the South American country. [Read more](#)
Note(s): Brazil; 2021-2023
Source(s): ! , (- . (; % !

CHAPTER 03

International trade

Exports of footwear from Brazil from 2015 to 2023 (in million U.S. dollars)

Brazil: export value of footwear 2015-2023



21 **Description:** In 2023, exports of footwear from Brazil amounted to approximately 1.26 billion U.S. dollars, down from 1.47 billion dollars a year earlier.
Note(s): Brazil; 2015 to 2023; It includes footwear, gaiters and similar products as well as parts of such articles

[Read more](#)

Source(s): / 0 1! \$ 2 3. <= \$

以上内容仅为本文档的试下载部分，为可阅读页数的一半内容。如要下载或阅读全文，请访问：<https://d.book118.com/817010164056010001>