

温馨提示：以下内容均为外文报告原文，请外语不好的同学谨慎打开。

消费电子，智能硬件，工业，农业，自动化，机器人，服务，教育……

DIGITAL & TRENDS

Telecommunications in Denmark

Table of Contents

01 Overview

Revenue of the telecommunications industry in Denmark 2014-2023, by sector	
Number of enterprises in telecommunication sector in Denmark 2000-2022	
Telecommunication enterprises in Denmark 2022, by number of employees	
Leading 10 telecom companies in the Nordics 2024, by revenue	

02 Segment: Fixed-line

Denmark: number of fixed telephone subscriptions 2000-2023	
Denmark: fixed-telephone subscriptions per 100 inhabitants 2001-2023	
Retail revenue of fixed-line telephony in Denmark 2014-2023	
Private fixed telephone line subscriptions in Denmark 2007-2023	
Landline telephone ownership rate in households in Denmark 2008-2022	

03 Segment: Mobile

Number of cellular subscriptions in Denmark 2000-2023	
Denmark: mobile cellular subscriptions per 100 inhabitants 2000-2023	
Retail revenue of mobile telephony and mobile data in Denmark 2014-2023	
Wholesale revenue of mobile telephony and mobile data in Denmark 2014-2023	
Smartphone ownership in households in Denmark 2014-2023	
Tablet ownership rate in households in Denmark 2011-2023	
Market share held by tablet operating systems in Denmark 2024	

04 Segment: Broadband

<u>03</u>	Number of broadband internet subscriptions in Denmark 2008-2023	<u>22</u>
<u>04</u>	Share of fixed broadband coverage in Denmark 2014-2023, by speed	<u>23</u>
<u>05</u>	Retail revenue of fixed broadband in Denmark 2014-2023	<u>24</u>
<u>06</u>	Wholesale revenue of fixed broadband in Denmark 2014-2023	<u>25</u>
	Fixed broadband subscriptions per capita in Denmark 2010-2023	<u>26</u>

05 Companies

<u>08</u>		
<u>09</u>	Leading 10 telecom companies in Denmark 2024, by turnover	<u>28</u>
<u>10</u>	Leading 10 most profitable telecommunication companies in Denmark 2024	<u>29</u>
<u>11</u>	Leading 10 telecommunication companies in Denmark 2024, by number of employees	<u>30</u>
<u>12</u>	Number of mobile Telenor subscribers in Denmark 2019-2023, by type	<u>31</u>
	Market share of leading mobile device vendors in Denmark 2010-2024	<u>32</u>

06 Outlook


<u>14</u>		
<u>15</u>	Internet usage reach in Denmark 2014-2029	<u>34</u>
<u>16</u>	Mobile internet usage reach in Denmark 2010-2029	<u>35</u>
<u>17</u>	Penetration rate of smartphones in Denmark 2014-2029	<u>36</u>
<u>18</u>	Number of smartphone users in Denmark 2014-2029	<u>37</u>
<u>19</u>	Number of tablet users in Denmark 2020-2029	<u>38</u>
<u>20</u>		

CHAPTER 01

Overview


Revenue of the telecommunications industry in Denmark from 2014 to 2023, by sector (in million DKK)

Revenue of the telecommunications industry in Denmark 2014-2023, by sector




Number of companies in telecommunication sector in Denmark from 2000 to 2022

Number of enterprises in telecommunication sector in Denmark 2000-2022



Number of companies in the telecommunications sector in Denmark in 2022, by number of employees


Telecommunication enterprises in Denmark 2022, by number of employees



Leading 10 telecommunication companies in the Nordic countries as of April 2024, by revenue (in million euros)

Leading 10 telecom companies in the Nordics 2024, by revenue

Turnover in million EUR



CHAPTER 02

Segment: Fixed-line


Number of fixed telephone subscriptions in Denmark from 2000 to 2023 (in millions)

Denmark: number of fixed telephone subscriptions 2000-2023




Fixed line telephone subscriptions per 100 inhabitants in Denmark from 2001 to 2023

Denmark: fixed-telephone subscriptions per 100 inhabitants 2001-2023



Retail revenue of fixed-line telephony in Denmark from 2014 to 2023 (in million DKK)

Retail revenue of fixed-line telephony in Denmark 2014-2023




Share of private fixed telephone line subscriptions in Denmark from 2007 to 2023

Private fixed telephone line subscriptions in Denmark 2007-2023



Share of households who owned landline telephones in Denmark from 2008 to 2022

Landline telephone ownership rate in households in Denmark 2008-2022




CHAPTER 03

Segment: Mobile


Number of mobile cellular subscriptions in Denmark from 2000 to 2023 (in millions)

Number of cellular subscriptions in Denmark 2000-2023



Mobile cellular subscriptions per 100 inhabitants in Denmark from 2000 to 2023

Denmark: mobile cellular subscriptions per 100 inhabitants 2000-2023




Retail revenue of mobile telephony and mobile data in Denmark from 2014 to 2023 (in million DKK)

Retail revenue of mobile telephony and mobile data in Denmark 2014-2023




Wholesale revenue of mobile telephony and mobile data in Denmark from 2014 to 2023 (in million DKK)

Wholesale revenue of mobile telephony and mobile data in Denmark 2014-2023



Share of households who owned smartphones in Denmark from 2014 to 2023

Smartphone ownership in households in Denmark 2014-2023



以上内容仅为本文档的试下载部分，为可阅读页数的一半内容。如要下载或阅读全文，请访问：<https://d.book118.com/965013011131012001>